





Unit 1	Unit Introduction	BEFORE YOU Read	Reading	AFTER YOU Read	BRIDGES TO Oral Language
 <p>Exploring Your Identity page 2</p> <p>BIG IDEA We are proud of who we are and where we come from.</p>	<p>pages 2–3</p> <ul style="list-style-type: none"> • Video Bridges to the Theme: Happy to be Me • What You Bring • From Your Perspective • Goals for This Unit 	<p>pages 4–7</p> <ul style="list-style-type: none"> • Use Prior Knowledge • Build Background • Develop Vocabulary • READING STRATEGY Analyze Characters and Plot 	<p>pages 8–19</p> <p>"Burrito Man" by Lulu Delacre</p> <ul style="list-style-type: none"> • Text Genre: Realistic Fiction 	<p>pages 20–21</p> <ul style="list-style-type: none"> • Apply the Reading Strategy: Analyze Characters and Plot • Video Book Club: "Burrito Man" • Book Club Discussion 	<p>pages 22–23</p> <p>A Student Interview</p> <p>LISTENING STRATEGY Identify Supporting Evidence</p> <p>SPEAKING STRATEGY Describe Details</p>

Unit 2	Unit Introduction	BEFORE YOU Read	Reading	AFTER YOU Read	BRIDGES TO Oral Language
 <p>Believing in Yourself page 48</p> <p>BIG IDEA When you face a challenge, it is important to believe in yourself and work hard to achieve your goal.</p>	<p>pages 48–49</p> <ul style="list-style-type: none"> • Video Bridges to the Theme: Perseverance • What You Bring • From Your Perspective • Goals for This Unit 	<p>pages 50–53</p> <ul style="list-style-type: none"> • Use Prior Knowledge • Build Background • Develop Vocabulary • READING STRATEGY Make Inferences 	<p>pages 54–65</p> <p>The Boy Who Harnessed the Wind by William Kamkwamba and Bryan Mealer</p> <ul style="list-style-type: none"> • Text Genre: Nonfiction Narrative 	<p>pages 66–67</p> <ul style="list-style-type: none"> • Apply the Reading Strategy: Make Inferences • Video Book Club: <i>The Boy Who Harnessed the Wind</i> • Book Club Discussion 	<p>pages 68–69</p> <p>Presentation</p> <p>LISTENING STRATEGY Listen for Steps</p> <p>SPEAKING STRATEGY Talk About the Steps</p>

BRIDGES TO Grammar	BRIDGES TO Language Arts	BRIDGES TO Science	BRIDGES TO Mathematics	BRIDGES TO Writing	BRIDGES TO Media
<p>pages 24–27</p> <ul style="list-style-type: none"> verb tenses simple present tense 	<p>pages 28–35</p> <ul style="list-style-type: none"> “My Korean Name” by Leonard Chang Text Genre: Personal Narrative Text Elements: Literary Features: Visualize Tools for Writing: Verb Tenses Build Vocabulary: Base Words 	<p>pages 36–37</p> <p>The Activities of Cells</p>	<p>pages 40–41</p> <p>Use Ratios</p>	<p>pages 44–45</p> <p>Write a personal narrative</p> <p>WRITING STRATEGY Focus on a Central Idea</p>	<p>page 46</p> <p>Video <i>The Counting Sheep</i></p> <p>VIEWING STRATEGY Watch for a Message</p>
		<p>BRIDGES TO Social Studies</p>	<p>BRIDGES TO Technology</p>		
		<p>pages 38–39</p> <p>Communities</p>	<p>pages 42–43</p> <p>Online Identities</p>		


BRIDGES TO Grammar	BRIDGES TO Language Arts	BRIDGES TO Science	BRIDGES TO Mathematics	BRIDGES TO Writing	BRIDGES TO Media
<p>pages 70–73</p> <ul style="list-style-type: none"> modal verbs simple past tense 	<p>pages 74–77</p> <ul style="list-style-type: none"> “How to Fail Up” Text Genre: Nonfiction Article Text Elements: Nonfiction Features: How-to Articles Tools for Writing: Time-Order Words Build Vocabulary: Homophones 	<p>pages 78–79</p> <p>Engineering Solutions</p>	<p>pages 82–83</p> <p>Unit Rates</p>	<p>pages 86–88</p> <p>Write a response to literature</p> <p>WRITING STRATEGY Form an Opinion About a Text</p>	<p>page 89</p> <p>Video <i>Listen</i></p> <p>VIEWING STRATEGY Listen for the Gist</p>
		<p>BRIDGES TO Social Studies</p>	<p>BRIDGES TO Music</p>		
		<p>pages 80–81</p> <p>Difficult Challenges</p>	<p>pages 84–85</p> <p>Making Music</p>		


Unit 3	Unit Introduction	BEFORE YOU Read	Reading	AFTER YOU Read	BRIDGES TO Oral Language
 <p>Making Bold Choices page 90</p> <p>BIG IDEA When making decisions, think about your beliefs and goals to choose what's best for you.</p>	<p>pages 90–91</p> <ul style="list-style-type: none"> • Video Bridges to the Theme: Decisions • What You Bring • From Your Perspective • Goals for This Unit 	<p>pages 92–95</p> <ul style="list-style-type: none"> • Use Prior Knowledge • Build Background • Develop Vocabulary • READING STRATEGY Analyze the Plot 	<p>pages 96–109</p> <p>Excerpt from <i>The Iron Giant</i> by Ted Hughes</p> <ul style="list-style-type: none"> • Text Genre: Science Fiction 	<p>pages 110–111</p> <ul style="list-style-type: none"> • Apply the Reading Strategy: Analyze the Plot • Video Book Club: <i>The Iron Giant</i> • Book Club Discussion 	<p>pages 112–113</p> <p>A Science Fiction Story</p> <p>LISTENING STRATEGY Listen to Identify Mood</p> <p>SPEAKING STRATEGY Summarize the Plot</p>

Unit 4	Unit Introduction	BEFORE YOU Read	Reading	AFTER YOU Read	BRIDGES TO Oral Language
 <p>New Beginnings page 134</p> <p>BIG IDEA The places and experiences in our past can strengthen us as we adapt to new friendships and new beginnings.</p>	<p>pages 134–135</p> <ul style="list-style-type: none"> • Video Bridges to the Theme: Changes • What You Bring • From Your Perspective • Goals for This Unit 	<p>pages 136–139</p> <ul style="list-style-type: none"> • Use Prior Knowledge • Build Background • Develop Vocabulary • READING STRATEGY Analyze Setting and Characters 	<p>pages 140–151</p> <p>Excerpt from <i>Inside Out & Back Again</i> by Thannha Lai</p> <ul style="list-style-type: none"> • Text Genre: Novel in Verse 	<p>pages 152–153</p> <ul style="list-style-type: none"> • Apply the Reading Strategy: Analyze Setting and Characters • Video Book Club: <i>Inside Out & Back Again</i> • Book Club Discussion 	<p>pages 154–155</p> <p>Three Stories</p> <p>LISTENING STRATEGY Listen for Details</p> <p>SPEAKING STRATEGY Use Descriptive Words</p>

BRIDGES TO Grammar	BRIDGES TO Language Arts	BRIDGES TO Science	BRIDGES TO Mathematics	BRIDGES TO Writing	BRIDGES TO Media
<p>pages 114–117</p> <ul style="list-style-type: none"> progressive verbs tenses perfect verb tenses 	<p>pages 118–121</p> <ul style="list-style-type: none"> “The Water Buffalo” by Shaun Tan Text Genre: Fantasy Text Elements: Literary Features: Personification and Onomatopoeia Tools for Writing: Punctuation Basics Build Vocabulary: Online Resources 	<p>pages 122–123</p> <p>The Properties of Iron</p>	<p>pages 126–127</p> <p>Operations with Decimals</p>	<p>pages 130–132</p> <p>Write a fictional story</p> <p>WRITING STRATEGY Use Details</p>	<p>page 133</p> <p>Video Genesis</p> <p>VIEWING STRATEGY Visual Thinking</p>
		<p>BRIDGES TO Social Studies</p> <p>pages 124–125</p> <p>Science Fiction and History</p>	<p>BRIDGES TO Art</p> <p>pages 128–129</p> <p>Choosing Images in Books</p>		


BRIDGES TO Grammar	BRIDGES TO Language Arts	BRIDGES TO Science	BRIDGES TO Mathematics	BRIDGES TO Writing	BRIDGES TO Media
<p>pages 156–159</p> <ul style="list-style-type: none"> adjectives prepositional phrases 	<p>pages 160–163</p> <ul style="list-style-type: none"> “The New Colossus” by Emma Lazarus Text Genre: Sonnet Text Elements: Literary Features: Poetry Tools for Writing: Rhyme Scheme Build Vocabulary: Figurative Language 	<p>pages 164–165</p> <p>Keep on Moving</p>	<p>pages 168–169</p> <p>Using Integers</p>	<p>pages 172–174</p> <p>Write a literary response</p> <p>WRITING STRATEGY Use Supporting Evidence</p>	<p>page 175</p> <p>Video The Secret to Her Strength—Ask a Ranger</p> <p>VIEWING STRATEGY Activate Prior Knowledge</p>
		<p>BRIDGES TO Social Studies</p> <p>pages 166–167</p> <p>Factors in Human Migration</p>	<p>BRIDGES TO World Languages</p> <p>pages 170–171</p> <p>Who Speaks What?</p>		


Unit 5	Unit Introduction	BEFORE YOU Read	Reading	AFTER YOU Read	BRIDGES TO Oral Language
 <p>New Experiences page 176</p> <p>BIG IDEA New experiences sometimes come with challenges to face and overcome.</p>	<p>pages 176–177</p> <ul style="list-style-type: none"> • Video Bridges to the Theme: New Challenges • What You Bring • From Your Perspective • Goals for This Unit 	<p>pages 178–181</p> <ul style="list-style-type: none"> • Use Prior Knowledge • Build Background • Develop Vocabulary • READING STRATEGY Identify Characters' Emotions 	<p>pages 182–191</p> <p>"The Jade Ring" by Grace Lin</p> <ul style="list-style-type: none"> • Text Genre: Realistic Fiction 	<p>pages 192–193</p> <ul style="list-style-type: none"> • Apply the Reading Strategy: Identify Characters' Emotions • Video Book Club: "The Jade Ring" • Book Club Discussion 	<p>pages 194–195</p> <p>A Personal Narrative</p> <p>LISTENING STRATEGY Listen for Characters' Emotions</p> <p>SPEAKING STRATEGY Focus on Speaking with Expression</p>

Unit 6	Unit Introduction	BEFORE YOU Read	Reading	AFTER YOU Read	BRIDGES TO Oral Language
 <p>Finding Community page 216</p> <p>BIG IDEA No matter what you are going through, you can find support in a community.</p>	<p>pages 216–217</p> <ul style="list-style-type: none"> • Video Bridges to the Theme: Your Community • What You Bring • From Your Perspective • Goals for This Unit 	<p>pages 218–221</p> <ul style="list-style-type: none"> • Use Prior Knowledge • Build Background • Develop Vocabulary • READING STRATEGY Make Inferences 	<p>pages 222–231</p> <p>Excerpt from <i>Bud Not Buddy</i> by Christopher Paul Curtis</p> <ul style="list-style-type: none"> • Text Genre: Historical Fiction 	<p>pages 232–233</p> <ul style="list-style-type: none"> • Apply the Reading Strategy: Make Inferences • Video Book Club: <i>Bud, Not Buddy</i> • Book Club Discussion 	<p>pages 234–235</p> <p>Lecture</p> <p>LISTENING STRATEGY Make Inferences</p> <p>SPEAKING STRATEGY Provide Specific Information</p>

BRIDGES TO Grammar	BRIDGES TO Language Arts	BRIDGES TO Science	BRIDGES TO Mathematics	BRIDGES TO Writing	BRIDGES TO Media
<p>pages 196–199</p> <ul style="list-style-type: none"> • present participles • past participles 	<p>pages 200–203</p> <ul style="list-style-type: none"> • “Learning Changes Your Brain!” reviewed by Larissa Hirsch, MD • Text Genre: Science Article • Text Elements Nonfiction Features: Graphic Elements • Tools for Writing: Complex Sentences • Build Vocabulary: Context Clues 	<p>pages 204–205</p> <p>Forming a New Mineral</p>	<p>pages 208–209</p> <p>Equivalent Expressions</p>	<p>pages 212–214</p> <p>Write a research report</p> <p>WRITING STRATEGY Use Reliable Sources</p>	<p>page 215</p> <p>Video <i>Neighbourhood</i></p> <p>VIEWING STRATEGY Watch for Character Change</p>
		<p>BRIDGES TO Social Studies</p>	<p>BRIDGES TO Theater</p>		
		<p>pages 206–207</p> <p>Cultural Diffusion</p>	<p>pages 210–211</p> <p>Putting on a Show</p>		


BRIDGES TO Grammar	BRIDGES TO Language Arts	BRIDGES TO Science	BRIDGES TO Mathematics	BRIDGES TO Writing	BRIDGES TO Media
<p>pages 236–239</p> <ul style="list-style-type: none"> • comparative adjectives • superlative adjectives 	<p>pages 240–245</p> <ul style="list-style-type: none"> • Excerpt from <i>Island of the Blue Dolphins</i> by Scott O’Dell • Text Genre: Literary Historical Fiction • Text Elements: Literary Features: Setting • Tools for Writing: Capitalization • Build Vocabulary: Idioms 	<p>pages 246–247</p> <p>The Dust Bowl</p>	<p>pages 250–251</p> <p>Solve Equations</p>	<p>pages 254–256</p> <p>Write a literary response</p> <p>WRITING STRATEGY Write a Strong Conclusion</p>	<p>pages 257</p> <p>Video <i>Monsterbox</i></p> <p>VIEWING STRATEGY Watch for Feeling</p>
		<p>BRIDGES TO Social Studies</p>	<p>BRIDGES TO Health</p>		
		<p>pages 248–249</p> <p>Comforting a Community</p>	<p>pages 252–253</p> <p>Healthy Communities</p>		


Unit 7	Unit Introduction	BEFORE YOU Read	Reading	AFTER YOU Read	BRIDGES TO Oral Language
 <p>Making the World a Better Place page 258</p> <p>BIG IDEA When you want to solve a big problem, it helps to team up with other people to solve it.</p>	<p>pages 258–259</p> <ul style="list-style-type: none"> • Video Bridges to the Theme: Make a Change • What You Bring • From Your Perspective • Goals for This Unit 	<p>pages 260–263</p> <ul style="list-style-type: none"> • Use Prior Knowledge • Build Background • Develop Vocabulary • READING STRATEGY Synthesize 	<p>pages 264–275</p> <p>Side by Side by Monica Brown</p> <ul style="list-style-type: none"> • Text Genre: Nonfiction 	<p>pages 276–277</p> <ul style="list-style-type: none"> • Apply the Reading Strategy: Synthesize • Video Book Club: <i>Side by Side</i> • Book Club Discussion 	<p>pages 278–279</p> <p>A Debate</p> <p>LISTENING STRATEGY Listen for Points of View</p> <p>SPEAKING STRATEGY Support a Point of View with Evidence</p>

Unit 8	Unit Introduction	BEFORE YOU Read	Reading	AFTER YOU Read	BRIDGES TO Oral Language
 <p>Everyday Heroes page 302</p> <p>BIG IDEA Our heroes are also everyday people, and everyday people can be heroes.</p>	<p>pages 302–303</p> <ul style="list-style-type: none"> • Video Bridges to the Theme: Heroes • What You Bring • From Your Perspective • Goals for This Unit 	<p>pages 304–307</p> <ul style="list-style-type: none"> • Use Prior Knowledge • Build Background • Develop Vocabulary • READING STRATEGY Elements of Drama 	<p>pages 308–319</p> <p>Excerpt from Superhero Issues by A.M. Dittman</p> <ul style="list-style-type: none"> • Text Genre: Drama 	<p>pages 320–321</p> <ul style="list-style-type: none"> • Apply the Reading Strategy: Elements of Drama • Video Book Club: <i>Superhero Issues</i> • Book Club Discussion 	<p>pages 322–323</p> <p>A Radio Play</p> <p>LISTENING STRATEGY Listen for Polite Requests</p> <p>SPEAKING STRATEGY Make and Respond to Requests Politely</p>

BRIDGES TO Grammar	BRIDGES TO Language Arts	BRIDGES TO Science	BRIDGES TO Mathematics	BRIDGES TO Writing	BRIDGES TO Media
<p>pages 280–283</p> <ul style="list-style-type: none"> independent clauses dependent clauses 	<p>pages 284–289</p> <ul style="list-style-type: none"> “2012 Medal of Freedom Speech for Dolores Huerta” by Barack Obama Text Genre: Speech Text Elements: Nonfiction Features: Purpose and Audience Tools for Writing: Synonyms Build Vocabulary: Latin and Greek Roots 	<p>pages 290–291</p> <p>Environmental Justice—an Important Cause</p>	<p>pages 294–295</p> <p>Using Measures of Central Tendency to Solve Problems</p>	<p>pages 298–300</p> <p>Write a research-based description</p> <p>WRITING STRATEGY Use Multiple Sources</p>	<p>page 301</p> <p>Video <i>Muhammad Yunus Attacks Poverty with Microcredit</i></p> <p>VIEWING STRATEGY Ask Questions</p>
		<p>BRIDGES TO Social Studies</p> <p>pages 292–293</p> <p>Actions for Justice</p>	<p>BRIDGES TO Journalism</p> <p>pages 296–297</p> <p>Learning About the World Around Us</p>		


BRIDGES TO Grammar	BRIDGES TO Language Arts	BRIDGES TO Science	BRIDGES TO Mathematics	BRIDGES TO Writing	BRIDGES TO Media
<p>pages 324–327</p> <ul style="list-style-type: none"> subject-verb agreement adjective clauses 	<p>pages 328–335</p> <ul style="list-style-type: none"> “Top of the World” by Garth Sundem Text Genre: Nonfiction Text Text Elements: Nonfiction Features Tools for Connectors—Conjunctive Adverbs Build Vocabulary: Author’s Word Choice 	<p>pages 336–337</p> <p>Analog and Digital Signals</p>	<p>pages 340–341</p> <p>Find Areas of Rectangles and Triangles</p>	<p>pages 344–346</p> <p>Write a nonfiction article</p> <p>WRITING STRATEGY Cite Sources</p>	<p>pages 347</p> <p>Video <i>How Astronaut Jose Hernández Went from Migrant Worker to NASA</i></p> <p>VIEWING STRATEGY Respond to Media</p>
		<p>BRIDGES TO Social Studies</p> <p>pages 338–339</p> <p>Not All Superheroes Wear Capes</p>	<p>BRIDGES TO Physical Education</p> <p>pages 342–343</p> <p>The Superheroes of Sports</p>		


Unit 9	Unit Introduction	BEFORE YOU Read	Reading	AFTER YOU Read	BRIDGES TO Oral Language
 <p>Amazing Places page 348</p> <p>BIG IDEA Amazing places can inspire, calm, and encourage us.</p>	<p>pages 348–349</p> <ul style="list-style-type: none"> • Video Bridges to the Theme: Special Places • What You Bring • From Your Perspective • Goals for This Unit 	<p>pages 350–353</p> <ul style="list-style-type: none"> • Use Prior Knowledge • Build Background • Develop Vocabulary • READING STRATEGY Identify Figurative Language 	<p>pages 354–363</p> <p>Amazing Places edited by Lee Bennet Hopkins</p> <ul style="list-style-type: none"> • Text Genre: Poetry 	<p>pages 364–365</p> <ul style="list-style-type: none"> • Apply the Reading Strategy: Identify Figurative Language • Video Book Club: <i>Amazing Places</i> • Book Club Discussion 	<p>pages 366–367</p> <p>A Travel Podcast</p> <p>LISTENING STRATEGY Listen for Facts and Opinions</p> <p>SPEAKING STRATEGY Focus on Supporting an Opinion with Reasons</p>

Unit 10	Unit Introduction	BEFORE YOU Read	Reading	AFTER YOU Read	BRIDGES TO Oral Language
 <p>Creative Problem Solving page 388</p> <p>BIG IDEA There are different ways to approach a challenge and different solutions to consider.</p>	<p>pages 388–389</p> <ul style="list-style-type: none"> • Video Bridges to the Theme: Problems and Solutions • What You Bring • From Your Perspective • Goals for This Unit 	<p>pages 390–393</p> <ul style="list-style-type: none"> • Use Prior Knowledge • Build Background • Develop Vocabulary • READING STRATEGY Analyzing Theme 	<p>pages 394–405</p> <p>Excerpt from <i>How Tia Lola Came to (Visit) Stay</i> by Julia Alvarez</p> <ul style="list-style-type: none"> • Text Genre: Realistic Fiction 	<p>pages 406–407</p> <ul style="list-style-type: none"> • Apply the Reading Strategy: Analyzing Theme • Video Book Club: <i>How Tia Lola Came to (Visit) Stay</i> • Book Club Discussion 	<p>pages 408–409</p> <p>Radio News Report</p> <p>LISTENING STRATEGY Central Ideas</p> <p>SPEAKING STRATEGY Describing Problems and Solutions</p>

BRIDGES TO Grammar	BRIDGES TO Language Arts	BRIDGES TO Science	BRIDGES TO Mathematics	BRIDGES TO Writing	BRIDGES TO Media
<p>pages 368–371</p> <ul style="list-style-type: none"> gerunds and infinitives adverbs and adverbials 	<p>pages 372–375</p> <ul style="list-style-type: none"> “Preserving the Rural Environment” Text Genre: Persuasive Text Text Elements: Nonfiction Features: Elements of Argument Tools for Writing: Active and Passive Voice Build Vocabulary: Context Clues 	<p>pages 376–377</p> <p>Earth’s Changing Surface</p>	<p>pages 380–381</p> <p>Surface Area and Volume</p>	<p>pages 384–386</p> <p>Argument Essay</p> <p>WRITING STRATEGY Write a Claim</p>	<p>page 387</p> <p>Video <i>Grand Canyon in Depth—More Than A View</i></p> <p>VIEWING STRATEGY Watch for Main Ideas</p>
		<p>BRIDGES TO Social Studies</p> <p>pages 378–379</p> <p>Landmarks in the United States</p>	<p>BRIDGES TO Career & Technical Education</p> <p>pages 382–383</p> <p>Working in the Great Outdoors</p>		


BRIDGES TO Grammar	BRIDGES TO Language Arts	BRIDGES TO Science	BRIDGES TO Mathematics	BRIDGES TO Writing	BRIDGES TO Media
<p>pages 410–413</p> <ul style="list-style-type: none"> pronouns pronoun-antecedent agreement 	<p>pages 414–417</p> <ul style="list-style-type: none"> 3D Printing to the Rescue: Joining Forces to Help Animals Text Genre: Problem-Solution Article Text Elements: Text Features: Subheadings and Sidebars Tools for Writing: Hyphens, Dashes, and Parentheses Build Vocabulary: Context and Morphology for New Words 	<p>pages 418–419</p> <p>Creative Farming</p>	<p>pages 422–423</p> <p>Understand the Coordinate Plane</p>	<p>pages 426–428</p> <p>Write a personal narrative</p> <p>WRITING STRATEGY Write a Hook</p>	<p>page 429</p> <p>Video <i>The Box</i></p> <p>VIEWING STRATEGY Watch for Character Development</p>
		<p>BRIDGES TO Social Studies</p> <p>pages 420–421</p> <p>Solving Transportation Problems</p>	<p>BRIDGES TO Personal Finance</p> <p>pages 424–425</p> <p>Financial Responsibility</p>		


Unit 1	Unit Introduction	BEFORE YOU Read	Reading	AFTER YOU Read	BRIDGES TO Oral Language
 <p>Discovering Your Roots page 2</p> <p>BIG IDEA Your personality traits, special stories, and history make up your identity.</p>	<p>pages 2–3</p> <ul style="list-style-type: none"> • Video Bridges to the Theme: Identity • What You Bring • From Your Perspective • My Goals for This Unit 	<p>pages 4–7</p> <ul style="list-style-type: none"> • Use Prior Knowledge • Build Background • Develop Vocabulary • READING STRATEGY Identify Supporting Evidence 	<p>pages 8–17</p> <p>Honoring Our Ancestors edited by Harriet Rohmer</p> <ul style="list-style-type: none"> • Text Genre: Memoir 	<p>pages 18–19</p> <ul style="list-style-type: none"> • Apply the Reading Strategy: Identify Supporting Evidence • Video Book Club: <i>Honoring Our Ancestors</i> • Book Club Discussion 	<p>pages 20–21</p> <p>An Audiovisual Profile</p> <p>LISTENING STRATEGY Find Supporting Evidence</p> <p>SPEAKING STRATEGY Focus on Supporting Evidence</p>

Unit 2	Unit Introduction	BEFORE YOU Read	Reading	AFTER YOU Read	BRIDGES TO Oral Language
 <p>First Impressions page 42</p> <p>BIG IDEA Making a good first impression can be important.</p>	<p>pages 42–43</p> <ul style="list-style-type: none"> • Video Bridges to the Theme: Making an Impression • What You Bring • From Your Perspective • My Goals for This Unit 	<p>pages 44–47</p> <ul style="list-style-type: none"> • Use Prior Knowledge • Build Background • Develop Vocabulary • READING STRATEGY Analyze How Characters Change 	<p>pages 48–61</p> <p>"Seventh Grade" by Gary Soto</p> <ul style="list-style-type: none"> • Text Genre: Realistic Fiction 	<p>pages 62–63</p> <ul style="list-style-type: none"> • Apply the Reading Strategy: Analyze How Characters Change • Video Book Club: "Seventh Grade" • Book Club Discussion 	<p>pages 64–65</p> <p>An Interview</p> <p>LISTENING STRATEGY Make Inferences</p> <p>SPEAKING STRATEGY Think About Your Audience</p>

BRIDGES TO Grammar	BRIDGES TO Language Arts	BRIDGES TO Science	BRIDGES TO Mathematics	BRIDGES TO Writing	BRIDGES TO Media
<p>pages 22–25</p> <ul style="list-style-type: none"> • simple past tense: regular verbs • simple past tense: irregular verbs 	<p>pages 26–29</p> <ul style="list-style-type: none"> • “I’m Nobody! Who are you?” by Emily Dickinson • Text Genre: Poetry • Text Elements: Literary Features: Poetry • Tools for Writing: Punctuation Basics • Build Vocabulary: Loan Words 	<p>pages 30–31</p> <p>Earth’s Story</p>	<p>pages 34–35</p> <p>Applying Ratios and Proportions</p>	<p>pages 38–40</p> <p>Write a personal narrative</p> <p>WRITING STRATEGY Write a Hook</p>	<p>page 41</p> <p>Video <i>The Candle</i></p> <p>VIEWING STRATEGY Predict</p>
		<p>BRIDGES TO Social Studies</p> <p>pages 32–33</p> <p>Celebrating Our Stories</p>	<p>BRIDGES TO Technology</p> <p>pages 36–37</p> <p>Your Online Identity</p>		

BRIDGES TO Grammar	BRIDGES TO Language Arts	BRIDGES TO Science	BRIDGES TO Mathematics	BRIDGES TO Writing	BRIDGES TO Media
<p>pages 66–69</p> <ul style="list-style-type: none"> • modal verbs • direct and indirect speech 	<p>pages 70–73</p> <ul style="list-style-type: none"> • Excerpt from “Who Are You Today, Maria?” by Judith Ortiz Cofer • Text Genre: Realistic Fiction • Text Elements: Literary Features: Mood • Tools for Writing: Punctuation for Dialogue • Build Vocabulary: Idioms 	<p>pages 74–75</p> <p>Testing First Impressions</p>	<p>pages 78–79</p> <p>Visualize Percents</p>	<p>pages 82–84</p> <p>Write a short fiction story</p> <p>WRITING STRATEGY Think About Your Characters</p>	<p>page 85</p> <p>Video <i>Hey Deer</i></p> <p>VIEWING STRATEGY Ask Questions</p>
		<p>BRIDGES TO Social Studies</p> <p>pages 76–77</p> <p>Dealing with First Impressions</p>	<p>BRIDGES TO World Languages</p> <p>pages 80–81</p> <p>Languages of the World</p>		


Unit 3	Unit Introduction	BEFORE YOU Read	Reading	AFTER YOU Read	BRIDGES TO Oral Language
 <p>Moments of Change page 86</p> <p>BIG IDEA The decisions we make every day offer an opportunity to learn and grow.</p>	<p>pages 86–87</p> <ul style="list-style-type: none"> • Video Bridges to the Theme: Decisions • What You Bring • From Your Perspective • My Goals for This Unit 	<p>pages 88–91</p> <ul style="list-style-type: none"> • Use Prior Knowledge • Build Background • Develop Vocabulary • READING STRATEGY Analyze the Events in a Plot 	<p>pages 92–103</p> <p>"At the Beach" by Lulu Delacre</p> <ul style="list-style-type: none"> • Text Genre: Realistic Fiction 	<p>pages 104–105</p> <ul style="list-style-type: none"> • Apply the Reading Strategy: Analyze the Events in a Plot • Video Book Club: "At the Beach" • Book Club Discussion 	<p>pages 106–107</p> <p>A Fable</p> <p>LISTENING STRATEGY Analyze the Plot</p> <p>SPEAKING STRATEGY Focus on the Plot</p>

Unit 4	Unit Introduction	BEFORE YOU Read	Reading	AFTER YOU Read	BRIDGES TO Oral Language
 <p>The Weird and Wild World of Nature page 130</p> <p>BIG IDEA Animals have special characteristics that help them survive in their environments.</p>	<p>pages 130–131</p> <ul style="list-style-type: none"> • Video Bridges to the Theme: Natural Abilities • What You Bring • From Your Perspective • My Goals for This Unit 	<p>pages 132–135</p> <ul style="list-style-type: none"> • Use Prior Knowledge • Build Background • Develop Vocabulary • READING STRATEGY Make Inferences and Draw a Conclusion 	<p>pages 136–147</p> <p>The Flamingo's Legs "A Story About Two Flamingos" by Emma Romeu</p> <ul style="list-style-type: none"> • Text Genre: Informational Science Text and Fable 	<p>pages 148–149</p> <ul style="list-style-type: none"> • Apply the Reading Strategy: Make Inferences and Draw a Conclusion • Video Book Club: <i>The Flamingo's Legs</i> • Book Club Discussion 	<p>pages 150–151</p> <p>A Description</p> <p>LISTENING STRATEGY Listen for Cause and Effect</p> <p>SPEAKING STRATEGY Use Cause and Effect Language</p>

BRIDGES TO Grammar	BRIDGES TO Language Arts	BRIDGES TO Science	BRIDGES TO Mathematics	BRIDGES TO Writing	BRIDGES TO Media
<p>pages 108–111</p> <ul style="list-style-type: none"> adjectives prepositional phrases 	<p>pages 112–117</p> <ul style="list-style-type: none"> Excerpt from <i>They Eat Sunshine, Not Zebras</i> by Dara Murphy Text Genre: Drama Text Elements: Literary Features: Elements of Drama Tools for Writing: Complete Sentences Build Vocabulary: Base Words and Affixes 	<p>pages 118–119</p> <p>Examine Environmental Responsibility</p>	<p>pages 122–123</p> <p>Adding and Subtracting Integers</p>	<p>pages 126–128</p> <p>Write a response to Literature</p> <p>WRITING STRATEGY Writing a Summary</p>	<p>page 129</p> <p>Video <i>Get Inspired Outdoors!</i></p> <p>VIEWING STRATEGY Use Prior Knowledge</p>
		<p>BRIDGES TO Social Studies</p> <p>pages 120–121</p> <p>Being Part of a Community</p>	<p>BRIDGES TO Personal Finance</p> <p>pages 124–125</p> <p>Financial Responsibility</p>		


BRIDGES TO Grammar	BRIDGES TO Language Arts	BRIDGES TO Science	BRIDGES TO Mathematics	BRIDGES TO Writing	BRIDGES TO Media
<p>pages 152–155</p> <ul style="list-style-type: none"> simple present tense infinitives 	<p>pages 156–159</p> <ul style="list-style-type: none"> "Something Told the Wild Geese" by Rachel Field Text Genre: Poetry Text Elements: Literary Features: Sound Devices in Poetry "A Jelly-Fish" by Marianne Moore Tools for Writing: Capitalization Build Vocabulary: Reference Tools 	<p>pages 160–161</p> <p>Levels of Organization</p>	<p>pages 164–165</p> <p>Multiplying and Dividing Integers</p>	<p>pages 169–170</p> <p>Write a description</p> <p>WRITING STRATEGY Cite Sources</p>	<p>page 171</p> <p>Video <i>Species in the Spotlight: North Atlantic Right Whale</i></p> <p>VIEWING STRATEGY Listen for Key Words</p>
		<p>BRIDGES TO Social Studies</p> <p>pages 162–163</p> <p>The Effects of Technology on Society</p>	<p>BRIDGES TO Theater</p> <p>pages 166–167</p> <p>Portraying Unique Characters</p>		


Unit 5	Unit Introduction	BEFORE YOU Read	Reading	AFTER YOU Read	BRIDGES TO Oral Language
 <p>Dreams of a Better Society page 172</p> <p>BIG IDEA Societies often make rules that reflect their values.</p>	<p>pages 172–173</p> <ul style="list-style-type: none"> • Video Bridges to the Theme: A Perfect World • What You Bring • From Your Perspective • My Goals for This Unit 	<p>pages 174–177</p> <ul style="list-style-type: none"> • Use Prior Knowledge • Build Background • Develop Vocabulary • READING STRATEGY Analyze How Setting Affects Plot 	<p>pages 178–189</p> <p>Excerpt from The Giver by Lois Lowry</p> <ul style="list-style-type: none"> • Text Genre: Dystopian Fiction 	<p>pages 190–191</p> <ul style="list-style-type: none"> • Apply the Reading Strategy: Analyze How Setting Affects Plot • Video Book Club: <i>The Giver</i> • Book Club Discussion 	<p>pages 192–193</p> <p>A Drama</p> <p>LISTENING STRATEGY Listen for the Arguments</p> <p>SPEAKING STRATEGY Give Details of the Conflict</p>

Unit 6	Unit Introduction	BEFORE YOU Read	Reading	AFTER YOU Read	BRIDGES TO Oral Language
 <p>Making Change Happen page 216</p> <p>BIG IDEA People's voices are powerful in causing change.</p>	<p>pages 216–217</p> <ul style="list-style-type: none"> • Video Bridges to the Theme: Injustice • What You Bring • From Your Perspective • My Goals for This Unit 	<p>pages 218–221</p> <ul style="list-style-type: none"> • Use Prior Knowledge • Build Background • Develop Vocabulary • READING STRATEGY Determine the Central Idea 	<p>pages 222–233</p> <p>John Lewis in the Lead: A Story of the Civil Rights Movement by Jim Haskins</p> <ul style="list-style-type: none"> • Text Genre: Narrative Nonfiction 	<p>pages 234–235</p> <ul style="list-style-type: none"> • Apply the Reading Strategy: Determine the Central Idea • Video Book Club: <i>John Lewis in the Lead: A Story of the Civil Rights Movement</i> • Book Club Discussion 	<p>pages 236–237</p> <p>A Student Presentation</p> <p>LISTENING STRATEGY Listen for Details</p> <p>SPEAKING STRATEGY Engage the Audience</p>

BRIDGES TO Grammar	BRIDGES TO Language Arts	BRIDGES TO Science	BRIDGES TO Mathematics	BRIDGES TO Writing	BRIDGES TO Media
<p>pages 194–197</p> <ul style="list-style-type: none"> perfect verb tenses progressive tenses 	<p>pages 198–203</p> <ul style="list-style-type: none"> Excerpt from <i>Divergent</i> by Veronica Roth Text Genre: Dystopian Fiction Text Elements: Literary Features: Point of View Tools for Writing: Fragments and Complete Sentences Build Vocabulary: Word Choice 	<p>pages 204–205</p> <p>Resources and Population Growth</p>	<p>pages 208–209</p> <p>Equivalent Expressions</p>	<p>pages 212–214</p> <p>Write a literary essay</p> <p>WRITING STRATEGY Use Quotations as Evidence</p>	<p>page 215</p> <p>Video <i>Benjamin Zephaniah's Future Vision of Our Planet</i></p> <p>VIEWING STRATEGY Watch for the Message</p>
		<p>BRIDGES TO Social Studies</p> <p>pages 206–207</p> <p>The United States Government</p>	<p>BRIDGES TO Art</p> <p>pages 210–211</p> <p>Illustrating Literature</p>		


BRIDGES TO Grammar	BRIDGES TO Language Arts	BRIDGES TO Science	BRIDGES TO Mathematics	BRIDGES TO Writing	BRIDGES TO Media
<p>pages 238–241</p> <ul style="list-style-type: none"> independent clauses and compound sentences dependent clauses 	<p>pages 242–245</p> <ul style="list-style-type: none"> Excerpt from <i>Dear Mrs. Parks: A Dialogue with Today's Youth</i> by Rosa Parks Text Genre: Correspondence Text Elements: Elements of Correspondence Tools for Writing: Connectors Build Vocabulary: Context Clues 	<p>pages 246–247</p> <p>How Bridges Work</p>	<p>pages 250–251</p> <p>Equations</p>	<p>pages 254–256</p> <p>Write a persuasive letter</p> <p>WRITING STRATEGY Use a Formal Tone</p>	<p>pages 257</p> <p>Video <i>The Life of Rosa Parks</i></p> <p>VIEWING STRATEGY Activate Prior Knowledge</p>
		<p>BRIDGES TO Social Studies</p> <p>pages 248–249</p> <p>A Civil Rights Leader</p>	<p>BRIDGES TO Music</p> <p>pages 252–253</p> <p>Protest Music</p>		


Unit 7	Unit Introduction	BEFORE YOU Read	Reading	AFTER YOU Read	BRIDGES TO Oral Language
 <p>Fear of the Unknown page 258</p> <p>BIG IDEA Fear causes people to react in different ways.</p>	<p>pages 258–259</p> <ul style="list-style-type: none"> • Video Bridges to the Theme: Fear • What You Bring • From Your Perspective • My Goals for This Unit 	<p>pages 260–263</p> <ul style="list-style-type: none"> • Use Prior Knowledge • Build Background • Develop Vocabulary • READING STRATEGY Connect to a Screenplay 	<p>pages 264–273</p> <p>Excerpt from “The Monsters Are Due on Maple Street” by Rod Serling</p> <ul style="list-style-type: none"> • Text Genre: Science Fiction 	<p>pages 274–275</p> <ul style="list-style-type: none"> • Apply the Reading Strategy: Connect to a Screenplay • Video Book Club: “The Monsters Are Due on Maple Street” • Book Club Discussion 	<p>pages 276–277</p> <p>A Podcast</p> <p>LISTENING STRATEGY Listen for the Claim</p> <p>SPEAKING STRATEGY State a Claim</p>

Unit 8	Unit Introduction	BEFORE YOU Read	Reading	AFTER YOU Read	BRIDGES TO Oral Language
 <p>A Sense of Home page 298</p> <p>BIG IDEA We connect with places in our lives.</p>	<p>pages 298–299</p> <ul style="list-style-type: none"> • Video Bridges to the Theme: Home • What You Bring • From Your Perspective • My Goals for This Unit 	<p>pages 300–303</p> <ul style="list-style-type: none"> • Use Prior Knowledge • Build Background • Develop Vocabulary • READING STRATEGY Analyze Elements of Poetry 	<p>pages 304–311</p> <p>Excerpt from America, My New Home by Monica Gunning</p> <ul style="list-style-type: none"> • Text Genre: Poetry 	<p>pages 312–313</p> <ul style="list-style-type: none"> • Apply the Reading Strategy: Analyze Elements of Poetry • Video Book Club: <i>America, My New Home</i> • Book Club Discussion 	<p>pages 314–315</p> <p>Descriptions</p> <p>LISTENING STRATEGY Identify Speaker’s Purpose</p> <p>SPEAKING STRATEGY Use Modals</p>

BRIDGES TO Grammar	BRIDGES TO Language Arts	BRIDGES TO Science	BRIDGES TO Mathematics	BRIDGES TO Writing	BRIDGES TO Media
<p>pages 278–281</p> <ul style="list-style-type: none"> pronoun-antecedent agreement future tense 	<p>pages 282–285</p> <ul style="list-style-type: none"> Excerpt from <i>Blackwater</i> by Eve Bunting Text Genre: Mystery Text Elements: Literary Features: Foreshadow Tools for Writing: Apostrophes Build Vocabulary: Homophones 	<p>pages 286–287</p> <p>Analyze How Fear Affects the Brain</p>	<p>pages 290–291</p> <p>Area and Circumference of Circles</p>	<p>pages 294–296</p> <p>Write a research report</p> <p>WRITING STRATEGY Evaluate Sources</p>	<p>page 297</p> <p>Video <i>We Are Going</i></p> <p>VIEWING STRATEGY Respond to Media</p>
		<p>BRIDGES TO Social Studies</p>	<p>BRIDGES TO Physical Education</p>		
		<p>pages 288–289</p> <p>How Propaganda Uses Fear</p>	<p>pages 292–293</p> <p>Fear and Competition</p>		


BRIDGES TO Grammar	BRIDGES TO Language Arts	BRIDGES TO Science	BRIDGES TO Mathematics	BRIDGES TO Writing	BRIDGES TO Media
<p>pages 316–319</p> <ul style="list-style-type: none"> indefinite pronouns relative clauses 	<p>pages 320–325</p> <ul style="list-style-type: none"> Excerpt from <i>Where on Earth? The Ultimate Atlas of What's Where in the World</i> Text Genre: Reference Text Elements: Reference Features Tools for Writing: Active and Passive Voice Build Vocabulary: Greek and Latin Roots 	<p>pages 326–327</p> <p>Information Technology</p>	<p>pages 330–331</p> <p>Find Areas and Volumes of Composite Figures</p>	<p>pages 334–336</p> <p>Write a research based description</p> <p>WRITING STRATEGY Cite Sources</p>	<p>pages 337</p> <p>Video <i>Everglades National Park 3-minute Tour</i></p> <p>VIEWING STRATEGY Watch for the Gist</p>
		<p>BRIDGES TO Social Studies</p>	<p>BRIDGES TO Journalism</p>		
		<p>pages 328–329</p> <p>A Powerful Symbol</p>	<p>pages 332–333</p> <p>Reporting the News</p>		


Unit 9	Unit Introduction	BEFORE YOU Read	Reading	AFTER YOU Read	BRIDGES TO Oral Language
 <p>Finding Your Way page 338</p> <p>BIG IDEA A challenge can be an opportunity.</p>	<p>pages 338–339</p> <ul style="list-style-type: none"> • Video Bridges to the Theme: Trying Something New • What You Bring • From Your Perspective • My Goals for This Unit 	<p>pages 340–343</p> <ul style="list-style-type: none"> • Use Prior Knowledge • Build Background • Develop Vocabulary • READING STRATEGY Find the Theme 	<p>pages 344–357</p> <p>Excerpt from <i>Other Words for Home</i> by Jasmine Warga</p> <ul style="list-style-type: none"> • Text Genre: Novel in Verse 	<p>pages 358–359</p> <ul style="list-style-type: none"> • Apply the Reading Strategy: Find the Theme • Video Book Club: <i>Other Words for Home</i> • Book Club Discussion 	<p>pages 360–361</p> <p>A Podcast Discussion</p> <p>LISTENING STRATEGY Listen for Facts and Opinions</p> <p>SPEAKING STRATEGY Request Additional Information</p>

Unit 10	Unit Introduction	BEFORE YOU Read	Reading	AFTER YOU Read	BRIDGES TO Oral Language
 <p>Survival page 382</p> <p>BIG IDEA Hope and perseverance can help solve expected and unexpected challenges.</p>	<p>pages 382–383</p> <ul style="list-style-type: none"> • Video Bridges to the Theme: Staying Positive • What You Bring • From Your Perspective • My Goals for This Unit 	<p>pages 384–387</p> <ul style="list-style-type: none"> • Use Prior Knowledge • Build Background • Develop Vocabulary • READING STRATEGY Mood and Tone 	<p>pages 388–397</p> <p>Excerpt from <i>Hatchet</i> by Gary Paulsen</p> <ul style="list-style-type: none"> • Text Genre: Realistic Fiction 	<p>pages 398–399</p> <ul style="list-style-type: none"> • Apply the Reading Strategy: Mood and Tone • Video Book Club: <i>Hatchet</i> • Book Club Discussion 	<p>pages 400–401</p> <p>A Severe Weather Report</p> <p>LISTENING STRATEGY Listen for Sequence Words and Phrases</p> <p>SPEAKING STRATEGY Use Sequence Words</p>

BRIDGES TO Grammar	BRIDGES TO Language Arts	BRIDGES TO Science	BRIDGES TO Mathematics	BRIDGES TO Writing	BRIDGES TO Media
<p>pages 362–365</p> <ul style="list-style-type: none"> comparative adjectives superlative adjectives 	<p>pages 366–369</p> <ul style="list-style-type: none"> “The Importance of Taking Risks in Life” by Miranda Buckhannon Text Genre: Argument Essay Text Elements: Text: Structure of an Argument Tools for Writing: Using Transitions Build Vocabulary: Use Context Clues 	<p>pages 370–371</p> <p>A Place Called Home</p>	<p>pages 374–375</p> <p>Find Unknown Angle Measurements</p>	<p>pages 378–380</p> <p>Write an argument essay</p> <p>WRITING STRATEGY Support a Claim</p>	<p>page 381</p> <p>Video <i>Miles to Fly</i></p> <p>VIEWING STRATEGY Predict</p>
		<p>BRIDGES TO Social Studies</p>	<p>BRIDGES TO Career & Technical Education</p>		
		<p>pages 372–373</p> <p>Causes of Migration</p>	<p>pages 376–377</p> <p>Putting It Together</p>		


BRIDGES TO Grammar	BRIDGES TO Language Arts	BRIDGES TO Science	BRIDGES TO Mathematics	BRIDGES TO Writing	BRIDGES TO Media
<p>pages 402–405</p> <ul style="list-style-type: none"> active and passive voice the imperative and subjunctive moods 	<p>pages 406–411</p> <ul style="list-style-type: none"> Excerpt from <i>Biomimicry: Inventions Inspired by Nature</i> by Dora Lee Text Genre: Nonfiction Science Article Text Elements: Nonfiction Features: Organization of Text Tools for Writing: Punctuation: Dashes, Colons, and Ellipses Build Vocabulary: Connotation and Denotation 	<p>pages 412–413</p> <p>How Plants Survive</p>	<p>pages 416–417</p> <p>Use Samples to Understand Populations</p>	<p>pages 420–422</p> <p>Write personal narrative</p> <p>WRITING STRATEGY Write a Strong Conclusion</p>	<p>page 423</p> <p>Video <i>Weeds</i></p> <p>VIEWING STRATEGY Watch for Feeling</p>
		<p>BRIDGES TO Social Studies</p>	<p>BRIDGES TO Health</p>		
		<p>pages 414–415</p> <p>Exploring the Unknown</p>	<p>pages 418–419</p> <p>The Great Outdoors</p>		


Unit 1	Unit Introduction	BEFORE YOU Read	Reading	AFTER YOU Read	BRIDGES TO Oral Language
 <p>Exploring Identity page 2</p> <p>BIG IDEA Your identity is made up of your personality traits, your life details, and the choices you make.</p>	<p>pages 2–3</p> <ul style="list-style-type: none"> • Video Bridges to the Theme: Defining Yourself • What You Bring • From Your Perspective • My Goals for This Unit 	<p>pages 4–7</p> <ul style="list-style-type: none"> • Use Prior Knowledge • Build Background • Develop Vocabulary • READING STRATEGY Identify Supporting Evidence for a Claim 	<p>pages 8–17</p> <p>“Hello My Name Is” by Jennifer Lou</p> <ul style="list-style-type: none"> • Text Genre: Personal Narrative 	<p>pages 18–19</p> <ul style="list-style-type: none"> • Apply the Reading Strategy: Identify Supporting Evidence for a Claim • Video Book Club: “Hello, My Name Is” • Book Club Discussion 	<p>pages 20–21</p> <p>An Audiovisual Profile</p> <p>LISTENING STRATEGY Find Supporting Evidence</p> <p>SPEAKING STRATEGY Focus on Supporting Evidence</p>

Unit 2	Unit Introduction	BEFORE YOU Read	Reading	AFTER YOU Read	BRIDGES TO Oral Language
 <p>Moments of Realization page 44</p> <p>BIG IDEA You can grow up in a single moment.</p>	<p>pages 44–45</p> <ul style="list-style-type: none"> • Video Bridges to the Theme: Growing Up • What You Bring • From Your Perspective • My Goals for This Unit 	<p>pages 46–49</p> <ul style="list-style-type: none"> • Use Prior Knowledge • Build Background • Develop Vocabulary • READING STRATEGY Analyze Characters to Find Theme 	<p>pages 50–61</p> <p>“Abuela Invents the Zero” by Judith Ortiz Cofer</p> <ul style="list-style-type: none"> • Text Genre: Realistic Fiction 	<p>pages 62–63</p> <ul style="list-style-type: none"> • Apply the Reading Strategy: Analyze Characters to Find Theme • Video Book Club: “Abuela Invents the Zero” • Book Club Discussion 	<p>pages 64–65</p> <p>An Audiovisual Presentation</p> <p>LISTENING STRATEGY Analyze Characters to Find the Theme</p> <p>SPEAKING STRATEGY Focus on Analyzing Characters to Find the Theme</p>

BRIDGES TO Grammar	BRIDGES TO Language Arts	BRIDGES TO Science	BRIDGES TO Mathematics	BRIDGES TO Writing	BRIDGES TO Media
<p>pages 22–25</p> <ul style="list-style-type: none"> • simple past tense: regular verbs • simple past tense: irregular verbs 	<p>pages 26–31</p> <ul style="list-style-type: none"> • “First Impressions” by Isabel Hui • Text Genre: Personal Narrative • Text Elements: Elements of a Personal Narrative • Tools for Writing: Punctuation and Mood • Build Vocabulary: Idioms 	<p>pages 32–33</p> <p>You Are What You Think</p>	<p>pages 36–37</p> <p>Exponents and Roots</p>	<p>pages 40–42</p> <p>Write a personal narrative</p> <p>WRITING STRATEGY Write a Hook</p>	<p>page 43</p> <p>Video <i>Welcome to Your National Parks!</i></p> <p>VIEWING STRATEGY Watch for the Message</p>
		<p>BRIDGES TO Social Studies</p>	<p>BRIDGES TO Art</p>		
		<p>pages 34–35</p> <p>Labels and Identity</p>	<p>pages 38–39</p> <p>An Artist's Identity</p>		


BRIDGES TO Grammar	BRIDGES TO Language Arts	BRIDGES TO Science	BRIDGES TO Mathematics	BRIDGES TO Writing	BRIDGES TO Media
<p>pages 66–69</p> <ul style="list-style-type: none"> • subject-verb agreement • pronoun-antecedent agreement 	<p>pages 70–73</p> <ul style="list-style-type: none"> • Excerpt from “The Medicine Bag” by Virginia Driving Hawk Sneve • Text Genre: Realistic Fiction • Text Elements: Elements of Realistic Fiction • Tools for Writing: Using Past and Present Tenses in Your Writing • Build Vocabulary: Author Word Choice 	<p>pages 74–75</p> <p>The Engineering Design Process</p>	<p>pages 78–79</p> <p>Rational and Irrational Numbers</p>	<p>pages 82–84</p> <p>Write a response to literature</p> <p>WRITING STRATEGY Use Specific Evidence</p>	<p>page 85</p> <p>Video <i>Knitcromancer</i></p> <p>VIEWING STRATEGY Watch for the Message</p>
		<p>BRIDGES TO Social Studies</p>	<p>BRIDGES TO Theater</p>		
		<p>pages 76–77</p> <p>The Urge to Reform</p>	<p>pages 80–81</p> <p>Drama and Theater</p>		


Unit 3	Unit Introduction	BEFORE YOU Read	Reading	AFTER YOU Read	BRIDGES TO Oral Language
 <p>Money Matters page 86</p> <p>BIG IDEA You can learn about money and plan for the future.</p>	<p>pages 86–87</p> <ul style="list-style-type: none"> • Video Bridges to the Theme: Dealing with Money • What You Bring • From Your Perspective • My Goals for This Unit 	<p>pages 88–91</p> <ul style="list-style-type: none"> • Use Prior Knowledge • Build Background • Develop Vocabulary • READING STRATEGY Identify Cause and Effect 	<p>pages 92–105</p> <p>The Story of Banker of the People Muhammad Yunus by Paula Yoo</p> <ul style="list-style-type: none"> • Text Genre: Biography 	<p>pages 106–107</p> <ul style="list-style-type: none"> • Apply the Reading Strategy: Identify Cause and Effect • Video Book Club: <i>The Story of Banker of the People Muhammad Yunus</i> • Book Club Discussion 	<p>pages 108–109</p> <p>A Presentation on Budgeting</p> <p>LISTENING STRATEGY Listen for Causes and Effects</p> <p>SPEAKING STRATEGY Focus on Cause and Effect</p>

Unit 4	Unit Introduction	BEFORE YOU Read	Reading	AFTER YOU Read	BRIDGES TO Oral Language
 <p>Places That Feel Like Home page 130</p> <p>BIG IDEA Places you connect with feel like home.</p>	<p>pages 130–131</p> <ul style="list-style-type: none"> • Video Bridges to the Theme: Special Places • What You Bring • From Your Perspective • My Goals for This Unit 	<p>pages 132–135</p> <ul style="list-style-type: none"> • Use Prior Knowledge • Build Background • Develop Vocabulary • READING STRATEGY Identify Language Devices 	<p>pages 136–145</p> <p>Home to Me: Poems Across America selected by Lee Bennett Hopkins</p> <ul style="list-style-type: none"> • Text Genre: Poetry 	<p>pages 146–147</p> <ul style="list-style-type: none"> • Apply the Reading Strategy: Identify Language Devices • Video Book Club: <i>Home to Me: Poems Across America</i> • Book Club Discussion 	<p>pages 148–149</p> <p>A Poetry Reading</p> <p>LISTENING STRATEGY Find Language Devices</p> <p>SPEAKING STRATEGY Focus on Language Devices</p>

BRIDGES TO Grammar	BRIDGES TO Language Arts	BRIDGES TO Science	BRIDGES TO Mathematics	BRIDGES TO Writing	BRIDGES TO Media
<p>pages 110–113</p> <ul style="list-style-type: none"> compound sentences complex sentences 	<p>pages 114–117</p> <ul style="list-style-type: none"> Excerpt from <i>How to Turn \$100 Into \$1,000,000</i> by McKenna, Glista, and Fontaine Text Genre: Informational Text Text Elements: Nonfiction Features Tools for Writing: Capitalization Build Vocabulary: Using Reference Tools 	<p>pages 118–119</p> <p>Living and Growing</p>	<p>pages 122–123</p> <p>Simple and Compound Interest</p>	<p>pages 126–128</p> <p>Write a profile</p> <p>WRITING STRATEGY Use Quotations from the Text</p>	<p>page 129</p> <p>Video <i>Muhammad Yunus—Banker to the Poor</i></p> <p>VIEWING STRATEGY Make Connections</p>
		<p>BRIDGES TO Social Studies</p> <p>pages 120–121</p> <p>Using Credit Wisely</p>	<p>BRIDGES TO Technology</p> <p>pages 124–125</p> <p>Online Finances</p>		


BRIDGES TO Grammar	BRIDGES TO Language Arts	BRIDGES TO Science	BRIDGES TO Mathematics	BRIDGES TO Writing	BRIDGES TO Media
<p>pages 150–153</p> <ul style="list-style-type: none"> prepositional phrases relative clauses 	<p>pages 154–161</p> <ul style="list-style-type: none"> “The National Parks” by J. Santiago Smith Text Genre: Informational Text Text Elements: Elements of Informational Text Tools for Writing: Time Phrases Build Vocabulary: Context Clues 	<p>pages 162–163</p> <p>Communities in the Natural World</p>	<p>pages 166–167</p> <p>Solve Equations</p>	<p>pages 170–172</p> <p>Write a research-based description</p> <p>WRITING STRATEGY Use Sources</p>	<p>page 173</p> <p>Video <i>Canyonlands National Park—Terra Incognita</i></p> <p>VIEWING STRATEGY Watch for Feeling</p>
		<p>BRIDGES TO Social Studies</p> <p>pages 164–165</p> <p>The Geography of the United States</p>	<p>BRIDGES TO Career & Technical Education</p> <p>pages 168–169</p> <p>STEM Careers</p>		


Unit 5	Unit Introduction	BEFORE YOU Read	Reading	AFTER YOU Read	BRIDGES TO Oral Language
 <p>Exploring page 174</p> <p>BIG IDEA Space is the new frontier.</p>	<p>pages 174–175</p> <ul style="list-style-type: none"> • Video Bridges to the Theme: Exploring • What You Bring • From Your Perspective • My Goals for This Unit 	<p>pages 176–179</p> <ul style="list-style-type: none"> • Use Prior Knowledge • Build Background • Develop Vocabulary • READING STRATEGY Analyze an Argument 	<p>pages 180–193</p> <p>“Breakfast on Mars: Why We Should Colonize the Red Planet” “Robots Only: Why We Shouldn’t Colonize Mars” by Chris Higgins</p> <ul style="list-style-type: none"> • Text Genre: Argument Essay 	<p>pages 194–195</p> <ul style="list-style-type: none"> • Apply the Reading Strategy: Analyze an Argument • Video Book Club: “Breakfast on Mars” and “Robots Only” • Book Club Discussion 	<p>pages 196–197</p> <p>A Debate</p> <p>LISTENING STRATEGY Listen for Counterclaim</p> <p>SPEAKING STRATEGY Support Your Claim with Facts</p>

Unit 6	Unit Introduction	BEFORE YOU Read	Reading	AFTER YOU Read	BRIDGES TO Oral Language
 <p>Resilience page 220</p> <p>BIG IDEA Chase your dreams.</p>	<p>pages 220–221</p> <ul style="list-style-type: none"> • Video Bridges to the Theme: Struggles and Triumphs • What You Bring • From Your Perspective • My Goals for This Unit 	<p>pages 222–225</p> <ul style="list-style-type: none"> • Use Prior Knowledge • Build Background • Develop Vocabulary • READING STRATEGY Analyze Elements of Drama 	<p>pages 226–235</p> <p>Excerpt from <i>Dragonwings</i> by Laurence Yep</p> <ul style="list-style-type: none"> • Text Genre: Drama 	<p>pages 236–237</p> <ul style="list-style-type: none"> • Apply the Reading Strategy: Analyze Elements of Drama • Video Book Club: <i>Dragonwings</i> • Book Club Discussion 	<p>pages 238–239</p> <p>Documentary Theater</p> <p>LISTENING STRATEGY Listen for Facts</p> <p>SPEAKING STRATEGY Focus on Facts</p>

BRIDGES TO Grammar	BRIDGES TO Language Arts	BRIDGES TO Science	BRIDGES TO Mathematics	BRIDGES TO Writing	BRIDGES TO Media
<p>pages 198–201</p> <ul style="list-style-type: none"> compound-complex sentences modals 	<p>pages 202–207</p> <ul style="list-style-type: none"> Excerpt from <i>Space Case</i> by Stuart Gibbs Text Genre: Science Fiction Text Elements: Literary Features: Tone Tools for Writing: Pauses and Breaks Build Vocabulary: Commonly Used Homophones 	<p>pages 208–209</p> <p>Earth and Venus</p>	<p>pages 212–213</p> <p>Solve Systems of Linear Equations</p>	<p>pages 216–218</p> <p>Write an argument essay</p> <p>WRITING STRATEGY Support a Claim with Evidence</p>	<p>page 219</p> <p>Video <i>Go See This Eclipse</i></p> <p>VIEWING STRATEGY Respond to Media</p>
		<p>BRIDGES TO Social Studies</p> <p>pages 210–211</p> <p>Investigating Space</p>	<p>BRIDGES TO Health</p> <p>pages 214–215</p> <p>Good Nutrition</p>		


BRIDGES TO Grammar	BRIDGES TO Language Arts	BRIDGES TO Science	BRIDGES TO Mathematics	BRIDGES TO Writing	BRIDGES TO Media
<p>pages 240–243</p> <ul style="list-style-type: none"> present participles perfect verb tenses 	<p>pages 244–247</p> <ul style="list-style-type: none"> "Dreams" "Harlem" by Langston Hughes Text Genre: Poetry Text Elements: Elements of Poetry Tools for Writing: Using Quotations Build Vocabulary: Denotation and Connotation 	<p>pages 248–249</p> <p>The Properties of Gold</p>	<p>pages 252–253</p> <p>Using Functions</p>	<p>pages 256–258</p> <p>Write a literary analysis</p> <p>WRITING STRATEGY Use Quotations from a Text</p>	<p>pages 259</p> <p>Video <i>Origami</i></p> <p>VIEWING STRATEGY Visual Thinking</p>
		<p>BRIDGES TO Social Studies</p> <p>pages 250–251</p> <p>The Gold Rush</p>	<p>BRIDGES TO Music</p> <p>pages 254–255</p> <p>Musical Genres</p>		


Unit 7	Unit Introduction	BEFORE YOU Read	Reading	AFTER YOU Read	BRIDGES TO Oral Language
 <p>The Power of Friendship page 260</p> <p>BIG IDEA Friends are important to your personal growth and happiness.</p>	<p>pages 260–261</p> <ul style="list-style-type: none"> • Video Bridges to the Theme: Relationships • What You Bring • From Your Perspective • My Goals for This Unit 	<p>pages 262–265</p> <ul style="list-style-type: none"> • Use Prior Knowledge • Build Background • Develop Vocabulary • READING STRATEGY Classify Relationships 	<p>pages 266–277</p> <p>Excerpt from Booked by Kwame Alexander</p> <ul style="list-style-type: none"> • Text Genre: Novel in Verse 	<p>pages 278–279</p> <ul style="list-style-type: none"> • Apply the Reading Strategy: Classify Relationships • Video Book Club: <i>Booked</i> • Book Club Discussion 	<p>pages 280–281</p> <p>A Podcast</p> <p>LISTENING STRATEGY Listen for How Speakers Keep a Conversation Going</p> <p>SPEAKING STRATEGY Keep the Conversation Moving</p>

Unit 8	Unit Introduction	BEFORE YOU Read	Reading	AFTER YOU Read	BRIDGES TO Oral Language
 <p>Life is a Journey page 306</p> <p>BIG IDEA Journeys are made of steps.</p>	<p>pages 306–307</p> <ul style="list-style-type: none"> • Video Bridges to the Theme: Journeys • What You Bring • From Your Perspective • My Goals for This Unit 	<p>pages 308–311</p> <ul style="list-style-type: none"> • Use Prior Knowledge • Build Background • Develop Vocabulary • READING STRATEGY Identify a Sequence 	<p>pages 312–321</p> <p>"Monarch Butterfly: Danaus plexippus" by Emma Romeu</p> <ul style="list-style-type: none"> • Text Genre: Science Article 	<p>pages 322–323</p> <ul style="list-style-type: none"> • Apply the Reading Strategy: Identify a Sequence • Video Book Club: "Monarch Butterfly: <i>Danaus Plexippus</i>" • Book Club Discussion 	<p>pages 324–325</p> <p>A Presentation on Work Cycles</p> <p>LISTENING STRATEGY Listen for Sequence Words</p> <p>SPEAKING STRATEGY Use Sequence Words</p>

BRIDGES TO Grammar	BRIDGES TO Language Arts	BRIDGES TO Science	BRIDGES TO Mathematics	BRIDGES TO Writing	BRIDGES TO Media
<p>pages 282–285</p> <ul style="list-style-type: none"> gerunds and infinitives comparative and superlative adjectives 	<p>pages 286–293</p> <ul style="list-style-type: none"> “Two Left Feet, Two Left Hands, and Too Left on the Bench” by David Lubar Text Genre: Memoir Text Elements: Elements of a Memoir Tools for Writing: Correcting Sentence Errors Build Vocabulary: Nuance 	<p>pages 294–295</p> <p>Interactions with an Impact</p>	<p>pages 298–299</p> <p>Apply Transformations</p>	<p>pages 302–304</p> <p>Write a personal narrative</p> <p>WRITING STRATEGY Write a Strong Conclusion</p>	<p>page 305</p> <p>Video <i>Critical Component</i></p> <p>VIEWING STRATEGY Predict</p>
		<p>BRIDGES TO Social Studies</p> <p>pages 296–297</p> <p>Famous Friendships</p>	<p>BRIDGES TO Physical Education</p> <p>pages 300–301</p> <p>Responsible Athletes</p>		

BRIDGES TO Grammar	BRIDGES TO Language Arts	BRIDGES TO Science	BRIDGES TO Mathematics	BRIDGES TO Writing	BRIDGES TO Media
<p>pages 326–329</p> <ul style="list-style-type: none"> active and passive voice adverbs and adverbials of time 	<p>pages 330–335</p> <ul style="list-style-type: none"> “A Story About Seje’s Dreams” by Emma Romeu Text Genre: Legend Text Elements: Elements of Legends Tools for Writing: Transitions Build Vocabulary: Greek and Latin Roots 	<p>pages 336–337</p> <p>Fish That Migrate</p>	<p>pages 340–341</p> <p>The Pythagorean Theorem</p>	<p>pages 344–346</p> <p>Write an informational text</p> <p>WRITING STRATEGY Organize Details in a Sequence</p>	<p>pages 347</p> <p>Video <i>Redwood National Park</i></p> <p>VIEWING STRATEGY Listen for Key Words</p>
		<p>BRIDGES TO Social Studies</p> <p>pages 338–339</p> <p>People Who Migrate</p>	<p>BRIDGES TO Personal Finance</p> <p>pages 342–343</p> <p>Financial Journeys</p>		

Unit 9	Unit Introduction	BEFORE YOU Read	Reading	AFTER YOU Read	BRIDGES TO Oral Language
 <p>Impressions page 348</p> <p>BIG IDEA Your impressions of people, places, and events can change over time.</p>	<p>pages 348–349</p> <ul style="list-style-type: none"> • Video Bridges to the Theme: First Impressions • What You Bring • From Your Perspective • My Goals for This Unit 	<p>pages 350–353</p> <ul style="list-style-type: none"> • Use Prior Knowledge • Build Background • Develop Vocabulary • READING STRATEGY Analyze Setting and Mood 	<p>pages 354–361</p> <p>Excerpt from Barrio Boy by Ernesto Galarza</p> <ul style="list-style-type: none"> • Text Genre: Autobiography 	<p>pages 362–363</p> <ul style="list-style-type: none"> • Apply the Reading Strategy: Analyze Setting and Mood • Video Book Club: <i>Barrio Boy</i> • Book Club Discussion 	<p>pages 364–365</p> <p>An Informational Talk</p> <p>LISTENING STRATEGY Listen for Main Ideas</p> <p>SPEAKING STRATEGY Ask Follow-Up Questions</p>

Unit 10	Unit Introduction	BEFORE YOU Read	Reading	AFTER YOU Read	BRIDGES TO Oral Language
 <p>Making a Difference page 390</p> <p>BIG IDEA We can change the world.</p>	<p>pages 390–391</p> <ul style="list-style-type: none"> • Video Bridges to the Theme: Perseverance • What You Bring • From Your Perspective • My Goals for This Unit 	<p>pages 392–395</p> <ul style="list-style-type: none"> • Use Prior Knowledge • Build Background • Develop Vocabulary • READING STRATEGY Synthesizing 	<p>pages 396–405</p> <p>Malala Yousafzai: Warrior with Words by Karen Leggett Abouraya</p> <ul style="list-style-type: none"> • Text Genre: Narrative Nonfiction Biography 	<p>pages 406–407</p> <ul style="list-style-type: none"> • Apply the Reading Strategy: Synthesizing • Video Book Club: <i>Malala Yousafzai: Warrior with Words</i> • Book Club Discussion 	<p>pages 408–409</p> <p>A Motivational Speech</p> <p>LISTENING STRATEGY Listen for Specific Information</p> <p>SPEAKING STRATEGY Engage Your Audience</p>

BRIDGES TO Grammar	BRIDGES TO Language Arts	BRIDGES TO Science	BRIDGES TO Mathematics	BRIDGES TO Writing	BRIDGES TO Media
<p>pages 366–369</p> <ul style="list-style-type: none"> the conditional mood the imperative and subjunctive moods 	<p>pages 370–377</p> <ul style="list-style-type: none"> “Eleven” by Sandra Cisneros Text Genre: Short Story Text Elements: Literary Features: Plot Tools for Writing: Making Nouns from Verbs Build Vocabulary: Synonyms and Antonyms 	<p>pages 378–379</p> <p>Energy and Life</p>	<p>pages 382–383</p> <p>Finding the Volume of Cylinders and Cones</p>	<p>pages 386–388</p> <p>Write a short story</p> <p>WRITING STRATEGY Use Dialogue</p>	<p>page 389</p> <p>Video <i>Mirrors: A Poem</i> by IN-Q</p> <p>VIEWING STRATEGY Visual Thinking</p>
		<p>BRIDGES TO Social Studies</p> <p>pages 380–381</p> <p>Communities</p>	<p>BRIDGES TO World Languages</p> <p>pages 384–385</p> <p>Languages in the United States</p>		

BRIDGES TO Grammar	BRIDGES TO Language Arts	BRIDGES TO Science	BRIDGES TO Mathematics	BRIDGES TO Writing	BRIDGES TO Media
<p>pages 410–413</p> <ul style="list-style-type: none"> demonstrative pronouns expanding noun phrases 	<p>pages 414–419</p> <ul style="list-style-type: none"> Excerpt from “I Am Malala” by Malala Yousafzai Text Genre: Descriptive Writing Text Elements: Connections in a Text Tools for Writing: Shifts in Tense and Number Build Vocabulary: Greek and Latin Affixes 	<p>pages 420–421</p> <p>Earth's Water Supply</p>	<p>pages 424–425</p> <p>Analyze Scatter Plots</p>	<p>pages 428–430</p> <p>Write a Research Report</p> <p>WRITING STRATEGY Cite Sources</p>	<p>page 431</p> <p>Video <i>16-year-old Emmanuel Advocates for Children Around the World</i></p> <p>VIEWING STRATEGY Listen for the Gist</p>
		<p>BRIDGES TO Social Studies</p> <p>pages 422–423</p> <p>Education Rights</p>	<p>BRIDGES TO Journalism</p> <p>pages 426–427</p> <p>The Principles of Journalism</p>		