



B


SCOPE AND SEQUENCE


Unit 1	Unit Introduction	BEFORE YOU Read	Reading	AFTER YOU Read	BRIDGES TO Oral Language
 <p>Discovering Your Roots page 2</p> <p>BIG IDEA Your personality traits, special stories, and history make up your identity.</p>	<p>pages 2–3</p> <ul style="list-style-type: none"> • Video Bridges to the Theme: Identity • What You Bring • From Your Perspective • My Goals for This Unit 	<p>pages 4–7</p> <ul style="list-style-type: none"> • Use Prior Knowledge • Build Background • Develop Vocabulary • READING STRATEGY Identify Supporting Evidence 	<p>pages 8–17</p> <p>Honoring Our Ancestors edited by Harriet Rohmer</p> <ul style="list-style-type: none"> • Text Genre: Memoir 	<p>pages 18–19</p> <ul style="list-style-type: none"> • Apply the Reading Strategy: Identify Supporting Evidence • Video Book Club: <i>Honoring Our Ancestors</i> • Book Club Discussion 	<p>pages 20–21</p> <p>An Audiovisual Profile</p> <p>LISTENING STRATEGY Find Supporting Evidence</p> <p>SPEAKING STRATEGY Focus on Supporting Evidence</p>

Unit 2	Unit Introduction	BEFORE YOU Read	Reading	AFTER YOU Read	BRIDGES TO Oral Language
 <p>First Impressions page 42</p> <p>BIG IDEA Making a good first impression can be important.</p>	<p>pages 42–43</p> <ul style="list-style-type: none"> • Video Bridges to the Theme: Making an Impression • What You Bring • From Your Perspective • My Goals for This Unit 	<p>pages 44–47</p> <ul style="list-style-type: none"> • Use Prior Knowledge • Build Background • Develop Vocabulary • READING STRATEGY Analyze How Characters Change 	<p>pages 48–61</p> <p>"Seventh Grade" by Gary Soto</p> <ul style="list-style-type: none"> • Text Genre: Realistic Fiction 	<p>pages 62–63</p> <ul style="list-style-type: none"> • Apply the Reading Strategy: Analyze How Characters Change • Video Book Club: "Seventh Grade" • Book Club Discussion 	<p>pages 64–65</p> <p>An Interview</p> <p>LISTENING STRATEGY Make Inferences</p> <p>SPEAKING STRATEGY Think About Your Audience</p>

BRIDGES TO Grammar	BRIDGES TO Language Arts	BRIDGES TO Science	BRIDGES TO Mathematics	BRIDGES TO Writing	BRIDGES TO Media
<p>pages 22–25</p> <ul style="list-style-type: none"> • simple past tense: regular verbs • simple past tense: irregular verbs 	<p>pages 26–29</p> <ul style="list-style-type: none"> • "I'm Nobody! Who are you?" by Emily Dickinson • Text Genre: Poetry • Text Elements: Literary Features: Poetry • Tools for Writing: Punctuation Basics • Build Vocabulary: Loan Words 	<p>pages 30–31</p> <p>Earth's Story</p>	<p>pages 34–35</p> <p>Applying Ratios and Proportions</p>	<p>pages 38–40</p> <p>Write a personal narrative</p> <p>WRITING STRATEGY Write a Hook</p>	<p>page 41</p> <p>Video <i>The Candle</i></p> <p>VIEWING STRATEGY Predict</p>
		<p>BRIDGES TO Social Studies</p> <p>pages 32–33</p> <p>Celebrating Our Stories</p>	<p>BRIDGES TO Technology</p> <p>pages 36–37</p> <p>Your Online Identity</p>		

BRIDGES TO Grammar	BRIDGES TO Language Arts	BRIDGES TO Science	BRIDGES TO Mathematics	BRIDGES TO Writing	BRIDGES TO Media
<p>pages 66–69</p> <ul style="list-style-type: none"> • modal verbs • direct and indirect speech 	<p>pages 70–73</p> <ul style="list-style-type: none"> • Excerpt from "Who Are You Today, Maria?" by Judith Ortiz Cofer • Text Genre: Realistic Fiction • Text Elements: Literary Features: Mood • Tools for Writing: Punctuation for Dialogue • Build Vocabulary: Idioms 	<p>pages 74–75</p> <p>Testing First Impressions</p>	<p>pages 78–79</p> <p>Visualize Percents</p>	<p>pages 82–84</p> <p>Write a short fiction story</p> <p>WRITING STRATEGY Think About Your Characters</p>	<p>page 85</p> <p>Video <i>Hey Deer</i></p> <p>VIEWING STRATEGY Ask Questions</p>
		<p>BRIDGES TO Social Studies</p> <p>pages 76–77</p> <p>Dealing with First Impressions</p>	<p>BRIDGES TO World Languages</p> <p>pages 80–81</p> <p>Languages of the World</p>		

Unit 3	Unit Introduction	BEFORE YOU Read	Reading	AFTER YOU Read	BRIDGES TO Oral Language
 <p>Moments of Change page 86</p> <p>BIG IDEA The decisions we make every day offer an opportunity to learn and grow.</p>	<p>pages 86–87</p> <ul style="list-style-type: none"> • Video Bridges to the Theme: Decisions • What You Bring • From Your Perspective • My Goals for This Unit 	<p>pages 88–91</p> <ul style="list-style-type: none"> • Use Prior Knowledge • Build Background • Develop Vocabulary • READING STRATEGY Analyze the Events in a Plot 	<p>pages 92–103</p> <p>"At the Beach" by Lulu Delacre</p> <ul style="list-style-type: none"> • Text Genre: Realistic Fiction 	<p>pages 104–105</p> <ul style="list-style-type: none"> • Apply the Reading Strategy: Analyze the Events in a Plot • Video Book Club: "At the Beach" • Book Club Discussion 	<p>pages 106–107</p> <p>A Fable</p> <p>LISTENING STRATEGY Analyze the Plot</p> <p>SPEAKING STRATEGY Focus on the Plot</p>


Unit 4	Unit Introduction	BEFORE YOU Read	Reading	AFTER YOU Read	BRIDGES TO Oral Language
 <p>The Weird and Wild World of Nature page 130</p> <p>BIG IDEA Animals have special characteristics that help them survive in their environments.</p>	<p>pages 130–131</p> <ul style="list-style-type: none"> • Video Bridges to the Theme: Natural Abilities • What You Bring • From Your Perspective • My Goals for This Unit 	<p>pages 132–135</p> <ul style="list-style-type: none"> • Use Prior Knowledge • Build Background • Develop Vocabulary • READING STRATEGY Make Inferences and Draw a Conclusion 	<p>pages 136–147</p> <p>The Flamingo's Legs "A Story About Two Flamingos" by Emma Romeu</p> <ul style="list-style-type: none"> • Text Genre: Informational Science Text and Fable 	<p>pages 148–149</p> <ul style="list-style-type: none"> • Apply the Reading Strategy: Make Inferences and Draw a Conclusion • Video Book Club: <i>The Flamingo's Legs</i> • Book Club Discussion 	<p>pages 150–151</p> <p>A Description</p> <p>LISTENING STRATEGY Listen for Cause and Effect</p> <p>SPEAKING STRATEGY Use Cause and Effect Language</p>


BRIDGES TO Grammar	BRIDGES TO Language Arts	BRIDGES TO Science	BRIDGES TO Mathematics	BRIDGES TO Writing	BRIDGES TO Media
<p>pages 108–111</p> <ul style="list-style-type: none"> adjectives prepositional phrases 	<p>pages 112–117</p> <ul style="list-style-type: none"> Excerpt from <i>They Eat Sunshine, Not Zebras</i> by Dara Murphy Text Genre: Drama Text Elements: Literary Features: Elements of Drama Tools for Writing: Complete Sentences Build Vocabulary: Base Words and Affixes 	<p>pages 118–119</p> <p>Examine Environmental Responsibility</p>	<p>pages 122–123</p> <p>Adding and Subtracting Integers</p>	<p>pages 126–128</p> <p>Write a response to Literature</p> <p>WRITING STRATEGY Writing a Summary</p>	<p>page 129</p> <p>Video <i>Get Inspired Outdoors!</i></p> <p>VIEWING STRATEGY Use Prior Knowledge</p>
		<p>BRIDGES TO Social Studies</p> <p>pages 120–121</p> <p>Being Part of a Community</p>	<p>BRIDGES TO Personal Finance</p> <p>pages 124–125</p> <p>Financial Responsibility</p>		

BRIDGES TO Grammar	BRIDGES TO Language Arts	BRIDGES TO Science	BRIDGES TO Mathematics	BRIDGES TO Writing	BRIDGES TO Media
<p>pages 152–155</p> <ul style="list-style-type: none"> simple present tense infinitives 	<p>pages 156–159</p> <ul style="list-style-type: none"> "Something Told the Wild Geese" by Rachel Field Text Genre: Poetry Text Elements: Literary Features: Sound Devices in Poetry "A Jelly-Fish" by Marianne Moore Tools for Writing: Capitalization Build Vocabulary: Reference Tools 	<p>pages 160–161</p> <p>Levels of Organization</p>	<p>pages 164–165</p> <p>Multiplying and Dividing Integers</p>	<p>pages 169–170</p> <p>Write a description</p> <p>WRITING STRATEGY Cite Sources</p>	<p>page 171</p> <p>Video <i>Species in the Spotlight: North Atlantic Right Whale</i></p> <p>VIEWING STRATEGY Listen for Key Words</p>
		<p>BRIDGES TO Social Studies</p> <p>pages 162–163</p> <p>The Effects of Technology on Society</p>	<p>BRIDGES TO Theater</p> <p>pages 166–167</p> <p>Portraying Unique Characters</p>		

B


SCOPE AND SEQUENCE


Unit 5	Unit Introduction	BEFORE YOU Read	Reading	AFTER YOU Read	BRIDGES TO Oral Language
 <p>Dreams of a Better Society page 172</p> <p>BIG IDEA Societies often make rules that reflect their values.</p>	<p>pages 172–173</p> <ul style="list-style-type: none"> • Video Bridges to the Theme: A Perfect World • What You Bring • From Your Perspective • My Goals for This Unit 	<p>pages 174–177</p> <ul style="list-style-type: none"> • Use Prior Knowledge • Build Background • Develop Vocabulary • READING STRATEGY Analyze How Setting Affects Plot 	<p>pages 178–189</p> <p>Excerpt from <i>The Giver</i> by Lois Lowry</p> <ul style="list-style-type: none"> • Text Genre: Dystopian Fiction 	<p>pages 190–191</p> <ul style="list-style-type: none"> • Apply the Reading Strategy: Analyze How Setting Affects Plot • Video Book Club: <i>The Giver</i> • Book Club Discussion 	<p>pages 192–193</p> <p>A Drama</p> <p>LISTENING STRATEGY Listen for the Arguments</p> <p>SPEAKING STRATEGY Give Details of the Conflict</p>

Unit 6	Unit Introduction	BEFORE YOU Read	Reading	AFTER YOU Read	BRIDGES TO Oral Language
 <p>Making Change Happen page 216</p> <p>BIG IDEA People's voices are powerful in causing change.</p>	<p>pages 216–217</p> <ul style="list-style-type: none"> • Video Bridges to the Theme: Injustice • What You Bring • From Your Perspective • My Goals for This Unit 	<p>pages 218–221</p> <ul style="list-style-type: none"> • Use Prior Knowledge • Build Background • Develop Vocabulary • READING STRATEGY Determine the Central Idea 	<p>pages 222–233</p> <p><i>John Lewis in the Lead: A Story of the Civil Rights Movement</i> by Jim Haskins</p> <ul style="list-style-type: none"> • Text Genre: Narrative Nonfiction 	<p>pages 234–235</p> <ul style="list-style-type: none"> • Apply the Reading Strategy: Determine the Central Idea • Video Book Club: <i>John Lewis in the Lead: A Story of the Civil Rights Movement</i> • Book Club Discussion 	<p>pages 236–237</p> <p>A Student Presentation</p> <p>LISTENING STRATEGY Listen for Details</p> <p>SPEAKING STRATEGY Engage the Audience</p>

BRIDGES TO Grammar	BRIDGES TO Language Arts	BRIDGES TO Science	BRIDGES TO Mathematics	BRIDGES TO Writing	BRIDGES TO Media
<p>pages 194–197</p> <ul style="list-style-type: none"> perfect verb tenses progressive tenses 	<p>pages 198–203</p> <ul style="list-style-type: none"> Excerpt from <i>Divergent</i> by Veronica Roth Text Genre: Dystopian Fiction Text Elements: Literary Features: Point of View Tools for Writing: Fragments and Complete Sentences Build Vocabulary: Word Choice 	<p>pages 204–205</p> <p>Resources and Population Growth</p>	<p>pages 208–209</p> <p>Equivalent Expressions</p>	<p>pages 212–214</p> <p>Write a literary essay</p> <p>WRITING STRATEGY Use Quotations as Evidence</p>	<p>page 215</p> <p>Video <i>Benjamin Zephaniah's Future Vision of Our Planet</i></p> <p>VIEWING STRATEGY Watch for the Message</p>
		<p>BRIDGES TO Social Studies</p> <p>pages 206–207</p> <p>The United States Government</p>	<p>BRIDGES TO Art</p> <p>pages 210–211</p> <p>Illustrating Literature</p>		


BRIDGES TO Grammar	BRIDGES TO Language Arts	BRIDGES TO Science	BRIDGES TO Mathematics	BRIDGES TO Writing	BRIDGES TO Media
<p>pages 238–241</p> <ul style="list-style-type: none"> independent clauses and compound sentences dependent clauses 	<p>pages 242–245</p> <ul style="list-style-type: none"> Excerpt from <i>Dear Mrs. Parks: A Dialogue with Today's Youth</i> by Rosa Parks Text Genre: Correspondence Text Elements: Elements of Correspondence Tools for Writing: Connectors Build Vocabulary: Context Clues 	<p>pages 246–247</p> <p>How Bridges Work</p>	<p>pages 250–251</p> <p>Equations</p>	<p>pages 254–256</p> <p>Write a persuasive letter</p> <p>WRITING STRATEGY Use a Formal Tone</p>	<p>pages 257</p> <p>Video <i>The Life of Rosa Parks</i></p> <p>VIEWING STRATEGY Activate Prior Knowledge</p>
		<p>BRIDGES TO Social Studies</p> <p>pages 248–249</p> <p>A Civil Rights Leader</p>	<p>BRIDGES TO Music</p> <p>pages 252–253</p> <p>Protest Music</p>		


Unit 7	Unit Introduction	BEFORE YOU Read	Reading	AFTER YOU Read	BRIDGES TO Oral Language
 <p>Fear of the Unknown page 258</p> <p>BIG IDEA Fear causes people to react in different ways.</p>	<p>pages 258–259</p> <ul style="list-style-type: none"> • Video Bridges to the Theme: Fear • What You Bring • From Your Perspective • My Goals for This Unit 	<p>pages 260–263</p> <ul style="list-style-type: none"> • Use Prior Knowledge • Build Background • Develop Vocabulary • READING STRATEGY Connect to a Screenplay 	<p>pages 264–273</p> <p>Excerpt from “The Monsters Are Due on Maple Street” by Rod Serling</p> <ul style="list-style-type: none"> • Text Genre: Science Fiction 	<p>pages 274–275</p> <ul style="list-style-type: none"> • Apply the Reading Strategy: Connect to a Screenplay • Video Book Club: “The Monsters Are Due on Maple Street” • Book Club Discussion 	<p>pages 276–277</p> <p>A Podcast</p> <p>LISTENING STRATEGY Listen for the Claim</p> <p>SPEAKING STRATEGY State a Claim</p>

Unit 8	Unit Introduction	BEFORE YOU Read	Reading	AFTER YOU Read	BRIDGES TO Oral Language
 <p>A Sense of Home page 298</p> <p>BIG IDEA We connect with places in our lives.</p>	<p>pages 298–299</p> <ul style="list-style-type: none"> • Video Bridges to the Theme: Home • What You Bring • From Your Perspective • My Goals for This Unit 	<p>pages 300–303</p> <ul style="list-style-type: none"> • Use Prior Knowledge • Build Background • Develop Vocabulary • READING STRATEGY Analyze Elements of Poetry 	<p>pages 304–311</p> <p>Excerpt from <i>America, My New Home</i> by Monica Gunning</p> <ul style="list-style-type: none"> • Text Genre: Poetry 	<p>pages 312–313</p> <ul style="list-style-type: none"> • Apply the Reading Strategy: Analyze Elements of Poetry • Video Book Club: <i>America, My New Home</i> • Book Club Discussion 	<p>pages 314–315</p> <p>Descriptions</p> <p>LISTENING STRATEGY Identify Speaker’s Purpose</p> <p>SPEAKING STRATEGY Use Modals</p>

BRIDGES TO Grammar	BRIDGES TO Language Arts	BRIDGES TO Science	BRIDGES TO Mathematics	BRIDGES TO Writing	BRIDGES TO Media
pages 278–281	pages 282–285	pages 286–287	pages 290–291	pages 294–296	page 297
<ul style="list-style-type: none"> pronoun-antecedent agreement future tense 	<ul style="list-style-type: none"> Excerpt from <i>Blackwater</i> by Eve Bunting Text Genre: Mystery Text Elements: Literary Features: Foreshadow Tools for Writing: Apostrophes Build Vocabulary: Homophones 	Analyze How Fear Affects the Brain	Area and Circumference of Circles	Write a research report	Video <i>We Are Going</i>
		BRIDGES TO Social Studies	BRIDGES TO Physical Education	WRITING STRATEGY Evaluate Sources	VIEWING STRATEGY Respond to Media
		pages 288–289	pages 292–293		
		How Propaganda Uses Fear	Fear and Competition		

BRIDGES TO Grammar	BRIDGES TO Language Arts	BRIDGES TO Science	BRIDGES TO Mathematics	BRIDGES TO Writing	BRIDGES TO Media
pages 316–319	pages 320–325	pages 326–327	pages 330–331	pages 334–336	pages 337
<ul style="list-style-type: none"> indefinite pronouns relative clauses 	<ul style="list-style-type: none"> Excerpt from <i>Where on Earth? The Ultimate Atlas of What's Where in the World</i> Text Genre: Reference Text Elements: Reference Features Tools for Writing: Active and Passive Voice Build Vocabulary: Greek and Latin Roots 	Information Technology	Find Areas and Volumes of Composite Figures	Write a research based description	Video <i>Everglades National Park 3-minute Tour</i>
		BRIDGES TO Social Studies	BRIDGES TO Journalism	WRITING STRATEGY Cite Sources	VIEWING STRATEGY Watch for the Gist
		pages 328–329	pages 332–333		
		A Powerful Symbol	Reporting the News		

Unit 9	Unit Introduction	BEFORE YOU Read	Reading	AFTER YOU Read	BRIDGES TO Oral Language
 <p>Finding Your Way page 338</p> <p>BIG IDEA A challenge can be an opportunity.</p>	<p>pages 338–339</p> <ul style="list-style-type: none"> • Video Bridges to the Theme: Trying Something New • What You Bring • From Your Perspective • My Goals for This Unit 	<p>pages 340–343</p> <ul style="list-style-type: none"> • Use Prior Knowledge • Build Background • Develop Vocabulary • READING STRATEGY Find the Theme 	<p>pages 344–357</p> <p>Excerpt from <i>Other Words for Home</i> by Jasmine Warga</p> <ul style="list-style-type: none"> • Text Genre: Novel in Verse 	<p>pages 358–359</p> <ul style="list-style-type: none"> • Apply the Reading Strategy: Find the Theme • Video Book Club: <i>Other Words for Home</i> • Book Club Discussion 	<p>pages 360–361</p> <p>A Podcast Discussion</p> <p>LISTENING STRATEGY Listen for Facts and Opinions</p> <p>SPEAKING STRATEGY Request Additional Information</p>

Unit 10	Unit Introduction	BEFORE YOU Read	Reading	AFTER YOU Read	BRIDGES TO Oral Language
 <p>Survival page 382</p> <p>BIG IDEA Hope and perseverance can help solve expected and unexpected challenges.</p>	<p>pages 382–383</p> <ul style="list-style-type: none"> • Video Bridges to the Theme: Staying Positive • What You Bring • From Your Perspective • My Goals for This Unit 	<p>pages 384–387</p> <ul style="list-style-type: none"> • Use Prior Knowledge • Build Background • Develop Vocabulary • READING STRATEGY Mood and Tone 	<p>pages 388–397</p> <p>Excerpt from <i>Hatchet</i> by Gary Paulsen</p> <ul style="list-style-type: none"> • Text Genre: Realistic Fiction 	<p>pages 398–399</p> <ul style="list-style-type: none"> • Apply the Reading Strategy: Mood and Tone • Video Book Club: <i>Hatchet</i> • Book Club Discussion 	<p>pages 400–401</p> <p>A Severe Weather Report</p> <p>LISTENING STRATEGY Listen for Sequence Words and Phrases</p> <p>SPEAKING STRATEGY Use Sequence Words</p>

BRIDGES TO Grammar	BRIDGES TO Language Arts	BRIDGES TO Science	BRIDGES TO Mathematics	BRIDGES TO Writing	BRIDGES TO Media
pages 362–365	pages 366–369	pages 370–371	pages 374–375	pages 378–380	page 381
<ul style="list-style-type: none"> comparative adjectives superlative adjectives 	<ul style="list-style-type: none"> “The Importance of Taking Risks in Life” by Miranda Buckhannon Text Genre: Argument Essay Text Elements: Text: Structure of an Argument Tools for Writing: Using Transitions Build Vocabulary: Use Context Clues 	A Place Called Home	Find Unknown Angle Measurements	Write an argument essay	Video <i>Miles to Fly</i>
		BRIDGES TO Social Studies	BRIDGES TO Career & Technical Education	WRITING STRATEGY Support a Claim	VIEWING STRATEGY Predict
		pages 372–373	pages 376–377		
		Causes of Migration	Putting It Together		

BRIDGES TO Grammar	BRIDGES TO Language Arts	BRIDGES TO Science	BRIDGES TO Mathematics	BRIDGES TO Writing	BRIDGES TO Media
pages 402–405	pages 406–411	pages 412–413	pages 416–417	pages 420–422	page 423
<ul style="list-style-type: none"> active and passive voice the imperative and subjunctive moods 	<ul style="list-style-type: none"> Excerpt from <i>Biomimicry: Inventions Inspired by Nature</i> by Dora Lee Text Genre: Nonfiction Science Article Text Elements: Nonfiction Features: Organization of Text Tools for Writing: Punctuation: Dashes, Colons, and Ellipses Build Vocabulary: Connotation and Denotation 	How Plants Survive	Use Samples to Understand Populations	Write personal narrative	Video <i>Weeds</i>
		BRIDGES TO Social Studies	BRIDGES TO Health	WRITING STRATEGY Write a Strong Conclusion	VIEWING STRATEGY Watch for Feeling
		pages 414–415	pages 418–419		
		Exploring the Unknown	The Great Outdoors		