

4

CONTENTS

	Unit 1	Traditional Stories	2
	Unit 2	Around the World	42
	Unit 3	Amazing Athletes	82
	Unit 4	Keeping Traditions Alive	122
	Unit 5	Bringing Worlds Together	162
	Unit 6	Exploring the Universe	208
	Unit 7	Making Change Happen	248
	Unit 8	On the Move	290

How to Use a Dictionary 330


Dictionary 332


Credits 359


Index 363


4

SCOPE AND SEQUENCE

Unit 1	BEFORE YOU Read	Reading	AFTER YOU Read	CONNECT TO Oral Language	CONNECT TO Grammar
 <p>Traditional Stories page 2</p> <p>BIG Idea We tell stories with words and pictures.</p>	<p>pages 4–7</p> <ul style="list-style-type: none"> • Use Prior Knowledge • Build Background • READING STRATEGY Sequence • Vocabulary in Context • Develop Vocabulary: Multiple-meaning Words 	<p>pages 8–17</p> <p>Paul Bunyan Retold by Alexa Culpepper</p> <ul style="list-style-type: none"> • Text Genre: Tall Tale 	<p>pages 18–19</p> <ul style="list-style-type: none"> • Apply the Reading Strategy: Sequence • Discuss the Reading 	<p>pages 20–21</p> <p>Oral Folktale</p> <p>LISTENING STRATEGY Sequence</p>	<p>pages 22–25</p> <ul style="list-style-type: none"> • subject-verb agreement • comparative adjectives


Unit 2	BEFORE YOU Read	Reading	AFTER YOU Read	CONNECT TO Oral Language	CONNECT TO Grammar
 <p>Around the World page 42</p> <p>BIG Idea Cultures of the world are unique, but people still have a lot in common.</p>	<p>pages 44–47</p> <ul style="list-style-type: none"> • Use Prior Knowledge • Build Background • READING STRATEGY Visualize • Vocabulary in Context • Develop Vocabulary: Use Context Clues 	<p>pages 48–57</p> <p>Isabella's Travel Blog</p> <ul style="list-style-type: none"> • Text Genre: Digital Text: Blog 	<p>pages 58–59</p> <ul style="list-style-type: none"> • Apply the Reading Strategy: Visualize • Discuss the Reading 	<p>pages 60–61</p> <p>Conversation</p> <p>LISTENING STRATEGY Visualize</p>	<p>pages 62–65</p> <ul style="list-style-type: none"> • singular and plural nouns • prepositions


CONNECT TO Language Arts	CONNECT TO Science	CONNECT TO Music	CONNECT TO Art	CONNECT TO Writing	CONNECT TO Media
<p>pages 26–29</p> <p>Tall Tales <i>Pecos Bill and the Wild Onion</i> Retold by A.C. Goodwin</p> <ul style="list-style-type: none"> Text Elements: Figurative Language Tools for Writing: Capitalization and Punctuation Word Study: Prefixes 	<p>pages 30–31</p> <p>Simple Machines</p> <p>CONNECT TO Social Studies</p> <p>pages 32–33</p> <p>The Westward Expansion</p> <p>CONNECT TO Mathematics</p> <p>pages 34–35</p> <p>Perimeter and Area</p>	<p>page 36</p> <p>Listen and Sing <i>American Folk Heroes</i></p>	<p>page 37</p> <p>Stories in Art</p>	<p>pages 38–40</p> <p>Narrative Writing Write a Tall Tale</p> <p>WRITING STRATEGY Sequence of Events</p>	<p>page 41</p> <p>Video</p>  <p><i>The Three Billy Goats Gruff</i></p>


CONNECT TO Language Arts	CONNECT TO Science	CONNECT TO Music	CONNECT TO Art	CONNECT TO Writing	CONNECT TO Media
<p>pages 66–69</p> <p>Opinion Text <i>Why You Should Travel</i></p> <ul style="list-style-type: none"> Text Elements: Fact and Opinion Tools for Writing: Capitalization of Proper Nouns Word Study: Roots 	<p>pages 70–71</p> <p>Weathering, Erosion, and Deposition</p> <p>CONNECT TO Social Studies</p> <p>pages 72–73</p> <p>Latitude and Longitude</p> <p>CONNECT TO Mathematics</p> <p>pages 74–75</p> <p>Measure Objects Using Standard Units</p>	<p>page 76</p> <p>Listen and Sing <i>Home on the Range</i></p>	<p>page 77</p> <p>The Art of Masks</p>	<p>pages 78–80</p> <p>Opinion Writing Write an Opinion Essay</p> <p>WRITING STRATEGY Your Claim</p>	<p>page 81</p> <p>Video</p>  <p><i>The Fox and the Stars</i></p>


4

SCOPE AND SEQUENCE

Unit 3	BEFORE YOU Read	Reading	AFTER YOU Read	CONNECT TO Oral Language	CONNECT TO Grammar
 <p>Amazing Athletes page 82</p> <p>BIG Idea Athletes use both their bodies and their minds to succeed.</p>	<p>pages 84–87</p> <ul style="list-style-type: none"> Use Prior Knowledge Build Background READING STRATEGY Summarize Vocabulary in Context Develop Vocabulary: Use a Dictionary 	<p>pages 88–97</p> <p>Jesse Owens: Amazing Athlete and Role Model by Sophia Jones</p> <ul style="list-style-type: none"> Text Genre: Biography 	<p>pages 98–99</p> <ul style="list-style-type: none"> Apply the Reading Strategy: Summarize Discuss the Reading 	<p>pages 100–101</p> <p>Informal Conversation</p> <p>LISTENING STRATEGY Ask Questions to Clarify Information</p>	<p>pages 102–105</p> <ul style="list-style-type: none"> subject pronouns and object pronouns possessive adjectives and possessive pronouns


Unit 4	BEFORE YOU Read	Reading	AFTER YOU Read	CONNECT TO Oral Language	CONNECT TO Grammar
 <p>Keeping Traditions Alive page 122</p> <p>BIG Idea Traditions are carried from the past to the present.</p>	<p>pages 124–127</p> <ul style="list-style-type: none"> Use Prior Knowledge Build Background READING STRATEGY Synthesize Information from Texts Vocabulary in Context Develop Vocabulary: Find Similar Words 	<p>pages 128–137</p> <p>Celebrate a Powwow by F. Isabel Campoy and Alma Flor Ada</p> <p>Life as a Powwow Dancer by J. Trujillo</p> <ul style="list-style-type: none"> Text Genre: Informational Text Personal Narrative 	<p>pages 138–139</p> <ul style="list-style-type: none"> Apply the Reading Strategy: Synthesize Information from Texts Discuss the Reading 	<p>pages 140–141</p> <p>A Legend</p> <p>LISTENING STRATEGY Listen for Descriptive Words</p>	<p>pages 142–145</p> <ul style="list-style-type: none"> adjective order modals


CONNECT TO Language Arts	CONNECT TO Science	CONNECT TO Music	CONNECT TO Art	CONNECT TO Writing	CONNECT TO Media
<p>pages 106–109</p> <p>Fables <i>The Hare and the Tortoise</i></p> <ul style="list-style-type: none"> Text Elements: Central Message Tools for Writing: Pronoun Agreement Word Study: Antonyms 	<p>pages 110–111</p> <p>Designing a Shoe</p> <p>CONNECT TO Social Studies</p> <p>pages 112–113</p> <p>Timelines</p> <p>CONNECT TO Mathematics</p> <p>pages 114–115</p> <p>Solve Word Problems</p>	<p>page 116</p> <p>Listen and Sing <i>Take Me Out to the Ball Game</i></p>	<p>page 117</p> <p>Symbols in Art</p>	<p>pages 118–120</p> <p>Informational Text Write a Biography</p> <p>WRITING STRATEGY Sources</p>	<p>page 121</p> <p>Video</p>  <p><i>The Good Sport</i></p>


CONNECT TO Language Arts	CONNECT TO Science	CONNECT TO Music	CONNECT TO Art	CONNECT TO Writing	CONNECT TO Media
<p>pages 146–149</p> <p>Informational Text <i>The Navajo Tradition of Rug Weaving</i></p> <ul style="list-style-type: none"> Text Elements: Collect Information from Text Features Tools for Writing: Commonly Confused Words: <i>there / their / they're</i> Word Study: Base Words 	<p>pages 150–151</p> <p>Ecosystems</p> <p>CONNECT TO Social Studies</p> <p>pages 152–153</p> <p>An American Crop</p> <p>CONNECT TO Mathematics</p> <p>pages 154–155</p> <p>Symmetry</p>	<p>page 156</p> <p>Listen and Sing <i>By This Song I Walk</i></p>	<p>page 157</p> <p>Culture Expressed Through Art</p>	<p>pages 158–160</p> <p>Personal Narrative Write a Personal Narrative</p> <p>WRITING STRATEGY Brainstorm Ideas</p>	<p>page 161</p> <p>Video</p>  <p><i>Native American Powwow Dance</i></p>


4

SCOPE AND SEQUENCE

Unit 5	BEFORE YOU Read	Reading	AFTER YOU Read	CONNECT TO Oral Language	CONNECT TO Grammar
 <p>Bringing Worlds Together page 162</p> <p>BIG Idea Building bridges across cultures helps people and communities grow.</p>	<p>pages 164–167</p> <ul style="list-style-type: none"> • Use Prior Knowledge • Build Background • READING STRATEGY Cause and Effect • Vocabulary in Context • Develop Vocabulary: Loan Words 	<p>pages 168–183</p> <p>Finding the Music by Jennifer Torres, illustrated by Renato Alarcão</p> <ul style="list-style-type: none"> • Text Genre: Realistic Fiction 	<p>pages 184–185</p> <ul style="list-style-type: none"> • Apply the Reading Strategy: Cause and Effect • Discuss the Reading 	<p>pages 186–187</p> <p>Biography</p> <p>LISTENING STRATEGY Listening for Emphasis</p>	<p>pages 188–191</p> <ul style="list-style-type: none"> • possessive nouns: singular and plural • reflexive pronouns



Unit 6	BEFORE YOU Read	Reading	AFTER YOU Read	CONNECT TO Oral Language	CONNECT TO Grammar
 <p>Exploring the Universe page 208</p> <p>BIG Idea We are part of a complex universe.</p>	<p>pages 210–213</p> <ul style="list-style-type: none"> • Use Prior Knowledge • Build Background • READING STRATEGY Identify Main Idea and Details • Vocabulary in Context • Develop Vocabulary: Use Context Clues 	<p>pages 214–223</p> <p>Our World and Beyond by Roberto Espinella</p> <ul style="list-style-type: none"> • Text Genre: Informational Text 	<p>pages 224–225</p> <ul style="list-style-type: none"> • Apply the Reading Strategy: Identify Main Idea and Details • Discuss the Reading 	<p>pages 226–227</p> <p>Oral Presentation: Science</p> <p>LISTENING STRATEGY Main Idea and Details</p>	<p>pages 228–231</p> <ul style="list-style-type: none"> • superlatives • simple past of regular and irregular verbs


CONNECT TO Language Arts	CONNECT TO Science	CONNECT TO Music	CONNECT TO Art	CONNECT TO Writing	CONNECT TO Media
<p>pages 192–195</p> <p>Drama <i>The First Day</i></p> <ul style="list-style-type: none"> Text Elements: Similes and Metaphors Tools for Writing: Transition Words for Cause and Effect Word Study: Idioms 	<p>pages 196–197</p> <p>Adaptation</p> <p>CONNECT TO Social Studies</p> <p>pages 198–199</p> <p>Emigration</p> <p>CONNECT TO Mathematics</p> <p>pages 200–201</p> <p>Compare Fractions</p>	<p>page 202</p> <p>Listen and Sing <i>The Star-Spangled Banner</i></p>	<p>page 203</p> <p>Painting Murals</p>	<p>pages 204–206</p> <p>Informational Text Write a Description</p> <p>WRITING STRATEGY Planning a Description</p>	<p>page 207</p> <p>Video</p>  <p><i>Smithsonian Folklife Festival: Building Cultural Bridges</i></p>


CONNECT TO Language Arts	CONNECT TO Science	CONNECT TO Music	CONNECT TO Art	CONNECT TO Writing	CONNECT TO Media
<p>pages 232–235</p> <p>Myths <i>Orion the Hunter</i></p> <ul style="list-style-type: none"> Text Elements: Plot Tools for Writing: Punctuation for Quotations Word Study: Suffixes 	<p>pages 236–237</p> <p>Rocks</p> <p>CONNECT TO Social Studies</p> <p>pages 238–239</p> <p>Maps</p> <p>CONNECT TO Mathematics</p> <p>pages 240–241</p> <p>Place Value</p>	<p>page 242</p> <p>Listen and Sing <i>In Our Solar System</i></p>	<p>page 243</p> <p>Color, Contrast, and Movement</p>	<p>pages 244–246</p> <p>Narrative Writing Write a Myth</p> <p>WRITING STRATEGY Brainstorm Ideas</p>	<p>page 247</p> <p>Video</p>  <p><i>Solar System Body Scale</i></p>

4

SCOPE AND SEQUENCE

Unit 7	BEFORE YOU Read	Reading	AFTER YOU Read	CONNECT TO Oral Language	CONNECT TO Grammar
 <p>Making Change Happen page 248</p> <p>BIG Idea People can make important changes through perseverance and creativity.</p>	<p>pages 250–253</p> <ul style="list-style-type: none"> • Use Prior Knowledge • Build Background • READING STRATEGY Ask Questions • Vocabulary in Context • Develop Vocabulary: Shades of Meaning 	<p>pages 254–265</p> <p>Yasmin’s Hammer by Ana Malaspina, illustrated by Doug Ghayka</p> <ul style="list-style-type: none"> • Text Genre: Realistic Fiction 	<p>pages 266–267</p> <ul style="list-style-type: none"> • Apply the Reading Strategy: Ask Questions • Discuss the Reading 	<p>pages 268–269</p> <p>Presentation</p> <p>LISTENING STRATEGY Listen Actively</p>	<p>pages 270–273</p> <ul style="list-style-type: none"> • adverbs of frequency • adverbs of degree
Unit 8	BEFORE YOU Read	Reading	AFTER YOU Read	CONNECT TO Oral Language	CONNECT TO Grammar
 <p>On the Move page 290</p> <p>BIG Idea Modes of transportation impact society and people’s lives.</p>	<p>pages 292–295</p> <ul style="list-style-type: none"> • Use Prior Knowledge • Build Background • READING STRATEGY Compare and Contrast • Vocabulary in Context • Develop Vocabulary: Homophones 	<p>pages 296–305</p> <p>Transportation Through Time by Adam Gold</p> <ul style="list-style-type: none"> • Text Genre: Informational Text 	<p>pages 306–307</p> <ul style="list-style-type: none"> • Apply the Reading Strategy: Compare and Contrast • Discuss the Reading 	<p>pages 308–309</p> <p>How-to Instructions</p> <p>LISTENING STRATEGY Take Notes on Sequence</p>	<p>pages 310–313</p> <ul style="list-style-type: none"> • prepositions and prepositional phrases • compound sentences

CONNECT TO Language Arts	CONNECT TO Science	CONNECT TO Music	CONNECT TO Art	CONNECT TO Writing	CONNECT TO Media
<p>pages 274–277</p> <p>Biography <i>A Brave Change Maker</i></p> <ul style="list-style-type: none"> Text Elements: Central Idea and Supporting Evidence Tools for Writing: Transition Words for Addition Word Study: Compound Words 	<p>pages 278–279</p> <p>The Engineering Design Process</p> <p>CONNECT TO Social Studies</p> <p>pages 280–281</p> <p>Changes in Manufacturing</p> <p>CONNECT TO Mathematics</p> <p>pages 282–283</p> <p>Solve Multi-step Word Problems</p>	<p>page 284</p> <p>Listen and Sing <i>Oh, Ben Franklin</i></p>	<p>page 285</p> <p>Sketches</p>	<p>pages 286–288</p> <p>Correspondence Requesting Information</p> <p>WRITING STRATEGY Purpose of a Letter</p>	<p>page 289</p> <p>Video</p>  <p><i>One Small Step</i></p>

CONNECT TO Language Arts	CONNECT TO Science	CONNECT TO Music	CONNECT TO Art	CONNECT TO Writing	CONNECT TO Media
<p>pages 314–317</p> <p>Poetry <i>“The El”</i> by Monica Gunning</p> <ul style="list-style-type: none"> Text Elements: Elements of Poetry Tools for Writing: Write Complete Sentences Word Study: Synonyms 	<p>pages 318–319</p> <p>Magnets and Electromagnets</p> <p>CONNECT TO Social Studies</p> <p>pages 320–321</p> <p>The Westward Movement</p> <p>CONNECT TO Mathematics</p> <p>pages 322–323</p> <p>Solve Comparison Word Problems</p>	<p>page 324</p> <p>Listen and Sing <i>Rock Island Line</i></p>	<p>page 325</p> <p>Optical Illusions</p>	<p>pages 326–328</p> <p>Informational Writing Research</p> <p>WRITING STRATEGY Using Sources</p>	<p>page 329</p> <p>Video</p>  <p><i>Six Most Unusual Vehicles</i></p>

How to Use a Dictionary	330
Dictionary	332–358
Credits	359
Index	363