

CONNECT Level K Scope and Sequence

	CONNECT TO the Theme	CONNECT TO... Reading	CONNECT TO... Language	CONNECT TO... Phonics	CONNECT TO... Mathematics	CONNECT TO... Social Studies	CONNECT TO... Science	CONNECT TO... Music	CONNECT TO... Art	
Unit 1 School is Fun! <i>page 2</i>	Poem <i>At School</i> Language Goals <ul style="list-style-type: none">• myself• my classroom• what I do at school• colors and shapes	Big Book <i>Neeta Goes to Kindergarten</i> <ul style="list-style-type: none">• Comprehension• Retell: Use Picture Clues	<ul style="list-style-type: none">• Introductions• Classroom Objects• Same and Different• Colors	<ul style="list-style-type: none">• Mm• Aa• Ss• Blending Decodable Readers	<ul style="list-style-type: none">• Numbers: 1, 2, 3	<ul style="list-style-type: none">• World Flags	<ul style="list-style-type: none">• Shape and Objects: Circle, Triangle, Square	Song <i>The Alphabet Song</i>	<ul style="list-style-type: none">• Match colors to shapes and complete a drawing of a school	
	CONNECT TO the Theme	CONNECT TO... Reading	CONNECT TO... Language	CONNECT TO... Phonics	CONNECT TO... Language Arts	CONNECT TO... Mathematics	CONNECT TO... Social Studies	CONNECT TO... Science	CONNECT TO... Music	CONNECT TO... Art
Unit 2 Our Bodies, Our Clothes! <i>page 22</i>	Poem <i>Fun With Friends</i> Language Goals <ul style="list-style-type: none">• the parts of the body• clothes• the five senses• feelings	Big Book <i>Best Friends!</i> <ul style="list-style-type: none">• Comprehension• Retell: Comparing Characters Similarities and Differences	<ul style="list-style-type: none">• Girl or Boy• Tell Your Age• Describe Characters• Parts of the Body• Types of Clothes• Numbers and Colors	<ul style="list-style-type: none">• Tt• Ii• Pp• Blending Decodable Readers	<ul style="list-style-type: none">• High-Frequency Words: <i>a, like, see, we</i>	<ul style="list-style-type: none">• Numbers: 1 to 6	<ul style="list-style-type: none">• Feelings	<ul style="list-style-type: none">• The Five Senses	Song <i>Head, Shoulders, Knees, and Toes</i>	<ul style="list-style-type: none">• Trace feet. Color and decorate
	CONNECT TO the Theme	CONNECT TO... Reading	CONNECT TO... Language	CONNECT TO... Phonics	CONNECT TO... Language Arts	CONNECT TO... Mathematics	CONNECT TO... Social Studies	CONNECT TO... Science	CONNECT TO... Music	CONNECT TO... Art
Unit 3 Home, Sweet Home <i>page 44</i>	Poem <i>My Family</i> Language Goals <ul style="list-style-type: none">• my family• what people do at home• the rooms in a home• how I help at home	Big Book <i>Where's My Birthday Surprise?</i> <ul style="list-style-type: none">• Beginning, Middle, and End• Retell: Use Picture Clues	<ul style="list-style-type: none">• Items at Home• Setting the Table• Cooking• Chores• Prepositions: in, on, under	<ul style="list-style-type: none">• Hh• Oo• Nn• Blending Decodable Readers	<ul style="list-style-type: none">• High-Frequency Words: <i>he, she, is</i>	<ul style="list-style-type: none">• Comparing Size: big or small	<ul style="list-style-type: none">• Helping at Home: chores children do	<ul style="list-style-type: none">• Recycling : Sorting plastic, glass, paper	Song <i>This Is the Way...</i>	<ul style="list-style-type: none">• Create a collage of your favorite room


CONNECT Level K Scope and Sequence *Continued*


	CONNECT TO the Theme	CONNECT TO... Reading	CONNECT TO... Language	CONNECT TO... Phonics	CONNECT TO... Language Arts	CONNECT TO... Mathematics	CONNECT TO... Social Studies	CONNECT TO... Science	CONNECT TO... Music	CONNECT TO... Art
Unit 4 Delicious Food <i>page 66</i>	Poem <i>Tasty Food</i> Language Goals <ul style="list-style-type: none">the food I eatWhere to buy food	Big Book <i>The Outdoor Market</i> <ul style="list-style-type: none">DetailsRetell: Use Picture Clues	<ul style="list-style-type: none">Food ItemsFood StandsAnswering QuestionsFoods children likeAlways, sometimes, never	<ul style="list-style-type: none">BbUuGgBlending Decodable Readers	<ul style="list-style-type: none">High-Frequency Words: <i>the, go, has</i>	<ul style="list-style-type: none">Numbers: 1 to 10	<ul style="list-style-type: none">Food Around the World	<ul style="list-style-type: none">My Plate: healthy foods	Song <i>Pease Porridge Hot</i>	<ul style="list-style-type: none">Create pictures with potato stamps
	CONNECT TO the Theme	CONNECT TO... Reading	CONNECT TO... Language	CONNECT TO... Phonics	CONNECT TO... Language Arts	CONNECT TO... Mathematics	CONNECT TO... Social Studies	CONNECT TO... Science	CONNECT TO... Music	CONNECT TO... Art
Unit 5 Animals in Our Lives <i>page 88</i>	Song <i>Old McDonald</i> Language Goals <ul style="list-style-type: none">how animals lookhow animals movesounds animals make	Big Book <i>Robert's Pet</i> <ul style="list-style-type: none">DetailsRetell: Use Picture Clues	<ul style="list-style-type: none">Animal Body PartsAnimal HomesFoods Animals EatAnimal HabitatsReal or Make Believe	<ul style="list-style-type: none">FfEeDdBlending Decodable Readers	<ul style="list-style-type: none">High-Frequency Words: <i>you, and, have</i>	<ul style="list-style-type: none">Comparing Size: bigger, smaller, shorter, taller	<ul style="list-style-type: none">Dogs at Work	<ul style="list-style-type: none">Animal Characteristics: fur, feather, scales	Song <i>Ten Baby Animals</i>	<ul style="list-style-type: none">Create a make-believe pet
	CONNECT TO the Theme	CONNECT TO... Reading	CONNECT TO... Language	CONNECT TO... Phonics	CONNECT TO... Language Arts	CONNECT TO... Mathematics	CONNECT TO... Social Studies	CONNECT TO... Science	CONNECT TO... Music	CONNECT TO... Art
Unit 6 My Community <i>page 110</i>	Poem <i>Your Community</i> Language Goals <ul style="list-style-type: none">places in the communitycommunity workersrules in the community	Big Book <i>A Week Away</i> <ul style="list-style-type: none">DetailsRetell: Use Picture Clues	<ul style="list-style-type: none">Places in the CommunityDescribe PlacesCommunity WorkersJobsDays Of the Week	<ul style="list-style-type: none">CcRrQqBlending Decodable Readers	<ul style="list-style-type: none">High-Frequency Words: <i>with, jump, play</i>Poem: <i>Little Boy Blue</i>Writing sentences to describe places in the community	<ul style="list-style-type: none">Numbers: 11 to 15	<ul style="list-style-type: none">SignsRules	<ul style="list-style-type: none">Clean and Polluted Air	Song <i>The Wheels on the Bus</i>	<ul style="list-style-type: none">Use shapes to create and decorate a town

CONNECT Level K Scope and Sequence *Continued*

	CONNECT TO the Theme	CONNECT TO... Reading	CONNECT TO... Language	CONNECT TO... Phonics	CONNECT TO... Language Arts	CONNECT TO... Mathematics	CONNECT TO... Social Studies	CONNECT TO... Science	CONNECT TO... Music	CONNECT TO... Art
Unit 7 Getting Places <i>page 134</i>	Poem <i>Moving Around</i> Language Goals <ul style="list-style-type: none"> places we go transportation we use who we see what we do 	Big Book <i>A Trip to Mexico</i> <ul style="list-style-type: none"> Details Retell: Use Picture Clues 	<ul style="list-style-type: none"> Items needed for a Trip Forms of Transportation Yes or No Trip Activities Adjectives: fastest, slowest, longest, smallest 	<ul style="list-style-type: none"> Ww Yy Ll Jj Blending Decodable Readers	<ul style="list-style-type: none"> High-Frequency Words: <i>look, to, me</i> Poem: <i>Engine, Engine, Number 9</i> Writing Sentences to compare forms of transportation 	<ul style="list-style-type: none"> Numbers: 16 to 20 	<ul style="list-style-type: none"> Types of Clothes 	<ul style="list-style-type: none"> Safety 	Song <i>Row, Row, Row Your Boat</i>	<ul style="list-style-type: none"> Create punched paper banners
	CONNECT TO the Theme	CONNECT TO... Reading	CONNECT TO... Language	CONNECT TO... Phonics	CONNECT TO... Language Arts	CONNECT TO... Mathematics	CONNECT TO... Social Studies	CONNECT TO... Science	CONNECT TO... Music	CONNECT TO... Art
Unit 8 Our World <i>page 158</i>	Poem <i>Weather</i> Language Goals <ul style="list-style-type: none"> the seasons the months of the years the weather seasonal activities 	Big Book <i>The Seasons</i> <ul style="list-style-type: none"> Details Retell: Use Picture Clues 	<ul style="list-style-type: none"> Types of Weather Matching Clothes to Weather Seasons Describe Seasonal Weather and Activities 	<ul style="list-style-type: none"> Kk Xx Vv Zz Blending Decodable Readers	<ul style="list-style-type: none"> High-Frequency Words: <i>are, my, saw</i> Poem: <i>The Itsy Bitsy Spider</i> Writing sentences about the seasons 	<ul style="list-style-type: none"> Graphing 	<ul style="list-style-type: none"> Weather in the U.S. 	<ul style="list-style-type: none"> Apple Trees in Spring, Summer, Autumn, Winter 	Song <i>It's Raining, It's Pouring</i>	<ul style="list-style-type: none"> Create an autumn tree

1 SCOPE AND SEQUENCE

Unit 1	CONNECT TO The Theme	BEFORE YOU Read	Reading	AFTER YOU Read	CONNECT TO Oral Language
 School page 2 BIG Idea We learn every day.	pages 4–5 <ul style="list-style-type: none">Song: <i>The More We Play Together</i>Vocabulary (school activities)	pages 6–7 <ul style="list-style-type: none">READING STRATEGY Use Picture CluesVocabulary: Key Words	pages 8–17 <i>It's Time for School</i> by Kasia McNabb <ul style="list-style-type: none">Text Genre: Fiction	pages 18–19 <ul style="list-style-type: none">RereadRetell: Use Picture CluesReflect	pages 20–21 <ul style="list-style-type: none">School SuppliesAsk and Answer


Unit 2	CONNECT TO The Theme	BEFORE YOU Read	Reading	AFTER YOU Read	CONNECT TO Oral Language
 Our Five Senses page 42 BIG Idea Our five senses help us understand the world.	pages 44–45 <ul style="list-style-type: none">Song: <i>The Sensing Song</i>Vocabulary (parts of the body)	pages 46–47 <ul style="list-style-type: none">READING STRATEGY Author's PurposeVocabulary: Key Words	pages 48–59 <i>My Five Senses</i> by Alik <ul style="list-style-type: none">Text Genre: Nonfiction	pages 60–61 <ul style="list-style-type: none">RereadRetell: Author's PurposeReflect	pages 62–63 <ul style="list-style-type: none">FeelingsAsk and Answer

CONNECT TO Grammar	CONNECT TO Language Arts	CONNECT TO Science	CONNECT TO Music	CONNECT TO Writing	CONNECT TO Media
pages 22–25 <ul style="list-style-type: none">nounspronouns	pages 26–27 Poetry <i>My School</i>	pages 28–29 Learn About Science	page 34 Song <i>A Friend of Mine</i>	pages 36–40 Tools for Writing a and an Write About School	page 41 video
		CONNECT TO Social Studies	CONNECT TO Art		
		pages 30–31 People and Places at School	page 35 Create a Color Wheel		
		CONNECT TO Mathematics			
		pages 32–33 Counting			

CONNECT TO Grammar	CONNECT TO Language Arts	CONNECT TO Science	CONNECT TO Music	CONNECT TO Writing	CONNECT TO Media
pages 64–67 <ul style="list-style-type: none">pronounspresent tense verbs	pages 68–69 Friendly Letters <i>Dear Grandma,</i>	pages 70–71 The Five Senses	page 76 Song <i>Head, Shoulders, Knees, and Toes</i>	pages 78–82 Tools for Writing Capital Letters Write a Letter	page 83 video
		CONNECT TO Social Studies	CONNECT TO Art		
		pages 72–73 Holidays and Celebrations	page 77 Draw a Self-Portrait		
		CONNECT TO Mathematics			
		pages 74–75 Counting and Graphing			

1

SCOPE AND SEQUENCE

Unit 3	CONNECT TO The Theme	BEFORE YOU Read	Reading	AFTER YOU Read	CONNECT TO Oral Language
 Home page 84 BIG Idea Families do things together.	pages 86–87 <ul style="list-style-type: none">Poem: <i>Over the River and Through the Wood</i>Vocabulary (home activities)	pages 88–89 <ul style="list-style-type: none">READING STRATEGY SequenceVocabulary: Key Words	pages 90–99 Where Is Baby Bear? by Valerie Kelemen <ul style="list-style-type: none">Text Genre: Realistic Fiction	pages 100–101 <ul style="list-style-type: none">RereadRetell: SequenceReflect	pages 102–103 <ul style="list-style-type: none">My FamilyAsk and Answer

Unit 4	CONNECT TO The Theme	BEFORE YOU Read	Reading	AFTER YOU Read	CONNECT TO Oral Language
 Staying Healthy page 124 BIG Idea Everyone can be healthy.	pages 126–127 <ul style="list-style-type: none">Song: <i>Wash Your Hands</i>Vocabulary (healthy routine activities)	pages 128–129 <ul style="list-style-type: none">READING STRATEGY Make ConnectionsVocabulary: Key Words	pages 130–139 Charlie and the Germs by Jenni Trujillo <ul style="list-style-type: none">Text Genre: Fiction	pages 140–141 <ul style="list-style-type: none">RereadRetell: Make ConnectionsReflect	pages 142–143 <ul style="list-style-type: none">What’s for Lunch?Ask and Answer

CONNECT TO Grammar	CONNECT TO Language Arts	CONNECT TO Science	CONNECT TO Music	CONNECT TO Writing	CONNECT TO Media
pages 104–105 <ul style="list-style-type: none">prepositionsnouns and proper nouns	pages 108–109 A Description <i>My Home</i>	pages 110–111 Living and Nonliving Things	page 116 Song <i>Are You Sleeping?</i>	pages 118–122 Tools for Writing Sentences	page 123 video
		CONNECT TO Social Studies	CONNECT TO Art		
		pages 112–113 Traditions	page 117 Design a House		
		CONNECT TO Mathematics			
		pages 114–115 Telling Time			


CONNECT TO Grammar	CONNECT TO Language Arts	CONNECT TO Science	CONNECT TO Music	CONNECT TO Writing	CONNECT TO Media
pages 144–147 <ul style="list-style-type: none">commandssubject-verb agreement	pages 148–149 “How-to” texts <i>Sports</i>	pages 150–151 Germs and How to Stay Healthy	page 156 Song <i>This Is the Way</i>	pages 158–162 Tools for Writing Types of Sentences	page 163 video
		CONNECT TO Social Studies	CONNECT TO Art		
		pages 152–153 Where does your food come from?	page 157 Create a Landscape Painting		
		CONNECT TO Mathematics			
		pages 154–155 Addition and Subtraction			


1 SCOPE AND SEQUENCE

Unit 5	CONNECT TO The Theme	BEFORE YOU Read	Reading	AFTER YOU Read	CONNECT TO Oral Language
 Nature page 164 BIG Idea Nature changes.	pages 166–167 <ul style="list-style-type: none">Song: <i>Rain, Rain, Go Away</i>Vocabulary (weather)	pages 168–169 <ul style="list-style-type: none">READING STRATEGY Organize DetailsVocabulary: Key Words	pages 170–179 Plants Grow by John Hicks <ul style="list-style-type: none">Text Genre: Science Article	pages 180–181 <ul style="list-style-type: none">RereadRetell: Organize DetailsReflect	pages 182–183 <ul style="list-style-type: none">Healthy Living ThingsAsk and Answer
Unit 6	CONNECT TO The Theme	BEFORE YOU Read	Reading	AFTER YOU Read	CONNECT TO Oral Language
 The Animal World page 204 BIG Idea Animals are different.	pages 206–207 <ul style="list-style-type: none">Song: <i>Old MacDonald Had a Farm</i>Vocabulary (animals and how they move)	pages 208–209 <ul style="list-style-type: none">READING STRATEGY Same and DifferentVocabulary: Key Words	pages 210–219 Who Wants to Play? by Sarah Fash <ul style="list-style-type: none">Text Genre: Animal Fantasy	pages 220–221 <ul style="list-style-type: none">RereadRetell: Same and DifferentReflect	pages 222–223 <ul style="list-style-type: none">Animal FeaturesAsk and Answer

CONNECT TO Grammar	CONNECT TO Language Arts	CONNECT TO Science	CONNECT TO Music	CONNECT TO Writing	CONNECT TO Media
pages 184–187 <ul style="list-style-type: none">compound wordsverbs	pages 188–189 Poetry <i>Sun Song</i> by Pat Mora	pages 190–191 Scientists in Action	page 196 Song <i>Happy When It's Rainy</i>	pages 198–202 Tools for Writing Ask Questions Write an Informational Paragraph	page 203 video
		CONNECT TO Social Studies pages 192–193 Rain Is Helpful and Harmful	CONNECT TO Art page 197 Paint a Sunflower		
		CONNECT TO Mathematics pages 194–195 Graphing Information			
CONNECT TO Grammar	CONNECT TO Language Arts	CONNECT TO Science	CONNECT TO Music	CONNECT TO Writing	CONNECT TO Media
pages 224–227 <ul style="list-style-type: none">adjectivesplacement of adjectives	pages 228–229 Fables <i>The Lion and the Mouse</i>	pages 230–231 Explain a Life Cycle	page 236 Song <i>At the Zoo</i>	pages 238–242 Tools for Writing Commas Write a Description	page 243 video
		CONNECT TO Social Studies pages 232–233 Responsible Pet Care	CONNECT TO Art page 237 Design a Lion Mask		
		CONNECT TO Mathematics pages 234–235 Measuring			

1 SCOPE AND SEQUENCE

Unit 7	CONNECT TO The Theme	BEFORE YOU Read	Reading	AFTER YOU Read	CONNECT TO Oral Language
 Community page 244 BIG Idea In a community, people help each other.	pages 246–247 <ul style="list-style-type: none">Song: <i>What Is My Job?</i>Vocabulary (jobs)	pages 248–249 <ul style="list-style-type: none">READING STRATEGY SummarizeVocabulary: Key Words	pages 250–259 The Storm by Anita Raducanu <ul style="list-style-type: none">Text Genre: Fiction	pages 260–261 <ul style="list-style-type: none">RereadRetell: SummarizeReflect	pages 262–263 <ul style="list-style-type: none">Community HelpersAsk and Answer

Unit 8	CONNECT TO The Theme	BEFORE YOU Read	Reading	AFTER YOU Read	CONNECT TO Oral Language
 Our Country page 284 BIG Idea People and places make our country special.	pages 286–287 <ul style="list-style-type: none">Song: <i>This Land Is Your Land</i>Vocabulary (directions on a map)	pages 288–289 <ul style="list-style-type: none">READING STRATEGY Ask QuestionsVocabulary: Key Words	pages 290–303 Celebrate Martin Luther King, Jr., with Ms. Garcia's Class by Alma Flor Ada and F. Isabel Campoy <ul style="list-style-type: none">Text Genre: Nonfiction	pages 304–305 <ul style="list-style-type: none">RereadRetell: Make ConnectionsReflect	pages 306–307 <ul style="list-style-type: none">Sam's TripAsk and Answer

CONNECT TO Grammar	CONNECT TO Language Arts	CONNECT TO Science	CONNECT TO Music	CONNECT TO Writing	CONNECT TO Media
pages 264–267 <ul style="list-style-type: none"><i>was</i> and <i>were</i><i>should</i> and <i>should not</i>	pages 268–269 A Journal Entry	pages 270–271 Sound	page 276 Song <i>The Firefighters Are Brave</i>	pages 278–282 Tools for Writing Time Words Write a Journal Entry	page 283 video
		CONNECT TO Social Studies pages 272–273 Read a Map	CONNECT TO Art page 277 Design a Model of Your Community		
		CONNECT TO Mathematics pages 274–275 Interpreting Graphs			

CONNECT TO Grammar	CONNECT TO Language Arts	CONNECT TO Science	CONNECT TO Music	CONNECT TO Writing	CONNECT TO Media
pages 308–311 <ul style="list-style-type: none">past tense verbsmore past tense verbs	pages 312–313 Biography George Washington Carver	pages 314–315 What Is Light?	page 320 Song <i>You're a Grand Old Flag</i>	pages 322–326 Tools for Writing Showing Possession Write a Biography	page 327 video
		CONNECT TO Social Studies pages 316–317 Natural and Manmade Places	CONNECT TO Art page 321 Draw the American Flag		
		CONNECT TO Mathematics pages 318–319 Word Problems			

How to Use a Dictionary 328

Picture Dictionary 329

Credits 384

Index 390

2 CONTENTS



Unit 1 School Life 2



Unit 2 Solving Problems 42



Unit 3 Home and Family 86



Unit 4 Healthy Habits 126



Unit 5 Working Together 166



Unit 6 The Natural World 206



Unit 7 Animals 246



Unit 8 Special Talents 286


How to Use a Dictionary 326


Picture Dictionary 328


Credits 348


Index 352

2 SCOPE AND SEQUENCE

Unit 1	CONNECT TO The Theme	BEFORE YOU Read	Reading	AFTER YOU Read	CONNECT TO Oral Language
 <p>School Life page 2</p> <p>BIG Idea School is fun.</p>	<p>pages 4–5</p> <ul style="list-style-type: none"> • Song: <i>At School</i> • Vocabulary (school activities) 	<p>pages 6–7</p> <ul style="list-style-type: none"> • READING STRATEGY Ask Questions • Vocabulary: Key Words 	<p>pages 8–17</p> <p><i>Fun at School</i> by Tatiana Sildus</p> <ul style="list-style-type: none"> • Text Genre: Realistic Fiction 	<p>pages 18–19</p> <ul style="list-style-type: none"> • Reread • Retell: Ask Questions • Reflect 	<p>pages 20–21</p> <ul style="list-style-type: none"> • Who Are You? • Ask and Answer


Unit 2	CONNECT TO The Theme	BEFORE YOU Read	Reading	AFTER YOU Read	CONNECT TO Oral Language
 <p>Solving Problems page 42</p> <p>BIG Idea Solving problems can lead to good news.</p>	<p>pages 44–45</p> <ul style="list-style-type: none"> • Song: <i>Good News!</i> • Vocabulary (bad news and good news) 	<p>pages 46–47</p> <ul style="list-style-type: none"> • READING STRATEGY Problem and Solution • Vocabulary: Key Words 	<p>pages 48–61</p> <p><i>The Kite</i> by Alma Flor Ada</p> <ul style="list-style-type: none"> • Text Genre: Realistic Fiction 	<p>pages 62–63</p> <ul style="list-style-type: none"> • Reread • Retell: Problem and Solution • Reflect 	<p>pages 64–65</p> <ul style="list-style-type: none"> • Solving a Problem • Ask and Answer


CONNECT TO Grammar	CONNECT TO Language Arts	CONNECT TO Science	CONNECT TO Music	CONNECT TO Writing	CONNECT TO Media
<p>pages 22–25</p> <ul style="list-style-type: none"> nouns subject and verb 	<p>pages 26–27</p> <p>Personal Profile <i>About Me</i></p>	<p>pages 28–29</p> <p>Plants</p>	<p>page 34</p> <p>Song <i>School Is Fun!</i></p>	<p>pages 36–40</p> <p>Tools for Writing Types of Sentences</p> <p>Write a Personal Profile</p>	<p>page 41</p> <p>Video <i>Understand the Basic School Rules</i></p>
		<p>CONNECT TO Social Studies</p>	<p>CONNECT TO Art</p>		
		<p>pages 30–31</p> <p>Rules to Stay Safe</p>	<p>page 35</p> <p>Geometric Shapes</p>		
		<p>CONNECT TO Mathematics</p>			
		<p>pages 32–33</p> <p>Addition and Subtraction</p>			


CONNECT TO Grammar	CONNECT TO Language Arts	CONNECT TO Science	CONNECT TO Music	CONNECT TO Writing	CONNECT TO Media
<p>pages 66–69</p> <ul style="list-style-type: none"> past tense verbs irregular past verbs 	<p>pages 70–71</p> <p>Personal Narrative <i>My Soccer Problem</i></p>	<p>pages 72–73</p> <p>Use Your Senses in Science</p>	<p>page 78</p> <p>Song <i>When Things Go Wrong</i></p>	<p>pages 80–84</p> <p>Tools for Writing Capitalize Names of People and Places</p> <p>Write a Personal Narrative</p>	<p>page 85</p> <p>Video <i>Zebra</i></p>
		<p>CONNECT TO Social Studies</p>	<p>CONNECT TO Art</p>		
		<p>pages 74–75</p> <p>Safety Rules</p>	<p>page 79</p> <p>Painting with Dots</p>		
		<p>CONNECT TO Mathematics</p>			
		<p>pages 76–77</p> <p>Number Places</p>			

2 SCOPE AND SEQUENCE


Unit 3	CONNECT TO The Theme	BEFORE YOU Read	Reading	AFTER YOU Read	CONNECT TO Oral Language
 <p>Home and Family page 86</p> <p>BIG Idea Home and family are special.</p>	<p>pages 88–89</p> <ul style="list-style-type: none"> • Song: <i>In a Family</i> • Vocabulary (chores) 	<p>pages 90–91</p> <ul style="list-style-type: none"> • READING STRATEGY Sequence • Vocabulary: Key Words 	<p>pages 92–101</p> <p>Our New Baby by Tatiana Sildus</p> <ul style="list-style-type: none"> • Text Genre: Realistic Fiction 	<p>pages 102–103</p> <ul style="list-style-type: none"> • Reread • Retell: Sequence • Reflect 	<p>pages 104–105</p> <ul style="list-style-type: none"> • A Family Mosaic • Ask and Answer


Unit 4	CONNECT TO The Theme	BEFORE YOU Read	Reading	AFTER YOU Read	CONNECT TO Oral Language
 <p>Healthy Habits page 126</p> <p>BIG Idea Good habits help us stay healthy.</p>	<p>pages 128–129</p> <ul style="list-style-type: none"> • Song: <i>Healthy You</i> • Vocabulary (healthy activities) 	<p>pages 130–131</p> <ul style="list-style-type: none"> • READING STRATEGY Story Elements • Vocabulary: Key Words 	<p>pages 132–141</p> <p>Ana's Secret by Pablo Veramendi</p> <ul style="list-style-type: none"> • Text Genre: Realistic Fiction 	<p>pages 142–143</p> <ul style="list-style-type: none"> • Reread • Retell: Story Elements • Reflect 	<p>pages 144–145</p> <ul style="list-style-type: none"> • What Do You Like? • Ask and Answer


CONNECT TO Grammar	CONNECT TO Language Arts	CONNECT TO Science	CONNECT TO Music	CONNECT TO Writing	CONNECT TO Media
<i>pages 106–109</i> <ul style="list-style-type: none">• adjectives• subject pronouns	<i>pages 110–111</i> Correspondence <i>Dear Grandma,</i>	<i>pages 112–113</i> Bees	<i>page 118</i> Song <i>I Am Special!</i>	<i>pages 120–124</i> Tools for Writing Commas in Correspondence Write a Letter	<i>page 125</i> Video <i>Taking Flight</i> 
		CONNECT TO Social Studies	CONNECT TO Art		
		<i>pages 114–115</i> Chores	<i>page 119</i> Art About Home		
		CONNECT TO Mathematics			
		<i>pages 116–117</i> Word Problems			


CONNECT TO Grammar	CONNECT TO Language Arts	CONNECT TO Science	CONNECT TO Music	CONNECT TO Writing	CONNECT TO Media
<p>pages 146–149</p> <ul style="list-style-type: none">adverbs of frequencyarticles	<p>pages 150–151</p> <p>How-to Text <i>Make a Healthy Plate</i></p>	<p>pages 152–153</p> <p>Changes to Matter</p>	<p>page 158</p> <p>Song <i>The Children in the Class</i></p>	<p>pages 160–164</p> <p>Tools for Writing Contractions</p> <p>Write a How-to Text</p>	<p>page 165</p> <p>Video <i>Wash Your Hands</i></p> 
		<p>CONNECT TO Social Studies</p>	<p>CONNECT TO Art</p>		
		<p>pages 154–155</p> <p>Where Food Grows</p>	<p>page 159</p> <p>Using Different Materials</p>		
		<p>CONNECT TO Mathematics</p>			
		<p>pages 156–157</p> <p>Counting Money</p>			

2 SCOPE AND SEQUENCE

Unit 5	CONNECT TO The Theme	BEFORE YOU Read	Reading	AFTER YOU Read	CONNECT TO Oral Language
 <p>Working Together page 166</p> <p>BIG Idea When we work together, we make things better.</p>	<p>pages 168–169</p> <ul style="list-style-type: none"> Song: <i>Work Together</i> Vocabulary (making art) 	<p>pages 170–171</p> <ul style="list-style-type: none"> READING STRATEGY Theme Vocabulary: Key Words 	<p>pages 172–181</p> <p><i>How the Rainbow Came to Be</i> by Alma Flor Ada</p> <ul style="list-style-type: none"> Text Genre: Myth 	<p>pages 182–183</p> <ul style="list-style-type: none"> Reread Retell: Theme Reflect 	<p>pages 184–185</p> <ul style="list-style-type: none"> Colors Ask and Answer


Unit 6	CONNECT TO The Theme	BEFORE YOU Read	Reading	AFTER YOU Read	CONNECT TO Oral Language
 <p>The Natural World page 206</p> <p>BIG Idea Our world is planet Earth.</p>	<p>pages 208–209</p> <ul style="list-style-type: none"> Song: <i>Here We Go 'Round Planet Earth</i> Vocabulary (land and water) 	<p>pages 210–211</p> <ul style="list-style-type: none"> READING STRATEGY Main Idea and Details Vocabulary: Key Words 	<p>pages 212–221</p> <p><i>Our Amazing Earth</i> by Sarah Fash</p> <ul style="list-style-type: none"> Text Genre: Informational Text 	<p>pages 222–223</p> <ul style="list-style-type: none"> Reread Retell: Main Idea and Details Reflect 	<p>pages 224–225</p> <ul style="list-style-type: none"> Places on Earth Ask and Answer


CONNECT TO Grammar	CONNECT TO Language Arts	CONNECT TO Science	CONNECT TO Music	CONNECT TO Writing	CONNECT TO Media
<p>pages 186–189</p> <ul style="list-style-type: none"> adverbs of manner future plans 	<p>pages 190–191</p> <p>Drama <i>A Cape for Hummingbird</i></p>	<p>pages 192–193</p> <p>Make a Tower</p>	<p>page 198</p> <p>Song <i>Together</i></p>	<p>pages 200–204</p> <p>Tools for Writing Synonyms Write a Drama</p>	<p>page 205</p> <p>Video <i>Wings</i></p> 
		<p>CONNECT TO Social Studies</p> <p>pages 194–195</p> <p>Community Maps</p>	<p>CONNECT TO Art</p> <p>page 199</p> <p>Rainbow Houses</p>		
		<p>CONNECT TO Mathematics</p> <p>pages 196–197</p> <p>Graph Information</p>			


CONNECT TO Grammar	CONNECT TO Language Arts	CONNECT TO Science	CONNECT TO Music	CONNECT TO Writing	CONNECT TO Media
<p>pages 226–229</p> <ul style="list-style-type: none"> compare with adjectives compound sentences 	<p>pages 230–231</p> <p>Poetry <i>Can I, Can I Catch the Wind?</i> by Pat Mora</p>	<p>pages 232–233</p> <p>Weather and Land</p>	<p>page 238</p> <p>Song <i>Our Planet's Name Is Earth</i></p>	<p>pages 240–244</p> <p>Tools for Writing Commas in a List Describe a Place</p>	<p>page 245</p> <p>Video <i>A Whale's Tale</i></p> 
		<p>CONNECT TO Social Studies</p> <p>pages 234–235</p> <p>Caring for Earth</p>	<p>CONNECT TO Art</p> <p>page 239</p> <p>Landscape Painting</p>		
		<p>CONNECT TO Mathematics</p> <p>pages 236–237</p> <p>Telling Time</p>			


2

SCOPE AND SEQUENCE

Unit 7	CONNECT TO The Theme	BEFORE YOU Read	Reading	AFTER YOU Read	CONNECT TO Oral Language
 <p>Animals page 246</p> <p>BIG Idea There are many kinds of animals.</p>	<p>pages 248–249</p> <ul style="list-style-type: none"> Song: <i>The Bear Went Over the Mountain</i> Vocabulary (types of animals) 	<p>pages 250–251</p> <ul style="list-style-type: none"> READING STRATEGY Similar and Different Vocabulary: Key Words 	<p>pages 252–261</p> <p>Animals Around the World by Tatiana Sildus</p> <ul style="list-style-type: none"> Text Genre: Informational Text 	<p>pages 262–263</p> <ul style="list-style-type: none"> Reread Retell: Similar and Different Reflect 	<p>pages 264–265</p> <ul style="list-style-type: none"> Animals Move Ask and Answer

Unit 8	CONNECT TO The Theme	BEFORE YOU Read	Reading	AFTER YOU Read	CONNECT TO Oral Language
 <p>Special Talents page 286</p> <p>BIG Idea A hero inspires other people.</p>	<p>pages 288–289</p> <ul style="list-style-type: none"> Song: <i>Heroes</i> Vocabulary (describing heroes) 	<p>pages 290–291</p> <ul style="list-style-type: none"> READING STRATEGY Author's Purpose Vocabulary: Key Words 	<p>pages 292–301</p> <p>Gabriela Mistral by Alma Flor Ada and F. Isabel Campoy</p> <ul style="list-style-type: none"> Text Genre: Biography 	<p>pages 302–303</p> <ul style="list-style-type: none"> Reread Retell: Author's Purpose Reflect 	<p>pages 304–305</p> <ul style="list-style-type: none"> Heroes Are Helpers Ask and Answer

CONNECT TO Grammar	CONNECT TO Language Arts	CONNECT TO Science	CONNECT TO Music	CONNECT TO Writing	CONNECT TO Media
<p>pages 266–269</p> <ul style="list-style-type: none"> • prepositions • possessive adjectives 	<p>pages 270–271</p> <p>Cinquain Poems</p>	<p>pages 272–273</p> <p>How Animals Survive</p>	<p>page 278</p> <p>Song <i>Where Animals Live</i></p>	<p>pages 280–284</p> <p>Tools for Writing Subject-Verb Agreement</p> <p>Describe an Animal</p>	<p>page 285</p> <p>Video <i>The Clever Monkey</i></p> 
		<p>CONNECT TO Social Studies</p> <p>pages 274–275</p> <p>The American Bald Eagle</p>	<p>CONNECT TO Art</p> <p>page 279</p> <p>Origami</p>		
		<p>CONNECT TO Mathematics</p> <p>pages 276–277</p> <p>Solving Word Problems</p>			

CONNECT TO Grammar	CONNECT TO Language Arts	CONNECT TO Science	CONNECT TO Music	CONNECT TO Writing	CONNECT TO Media
<p>pages 306–309</p> <ul style="list-style-type: none"> • object pronouns • modify to add details 	<p>pages 310–311</p> <p>Biography <i>Jim Thorpe</i></p>	<p>pages 312–313</p> <p>Engineering Design</p>	<p>page 318</p> <p>Song <i>Some People Can Inspire</i></p>	<p>pages 320–324</p> <p>Tools for Writing Compound Subjects and Predicates</p> <p>Write a Biography</p>	<p>page 325</p> <p>Video <i>Pip</i></p> 
		<p>CONNECT TO Social Studies</p> <p>pages 314–315</p> <p>Inspiring People</p>	<p>CONNECT TO Art</p> <p>page 319</p> <p>Making a Print</p>		
		<p>CONNECT TO Mathematics</p> <p>pages 316–317</p> <p>Measurement</p>			



How to Use a Dictionary 326

Picture Dictionary 328

Credits 348

Index 352

3 SCOPE AND SEQUENCE

Unit 1	BEFORE YOU Read	Reading	AFTER YOU Read	CONNECT TO Oral Language	CONNECT TO Grammar
 Back to School page 2 BIG Idea School is a community where we work and play.	pages 4–7 <ul style="list-style-type: none">Use Prior KnowledgeBuild BackgroundREADING STRATEGY SummarizeVocabulary in ContextDevelop Vocabulary: Use Visuals	pages 8–17 Antonio's First Day of School by April Pulley <ul style="list-style-type: none">Text Genre: Realistic Fiction	pages 18–19 <ul style="list-style-type: none">Apply the Reading Strategy: SummarizeDiscuss the Reading	pages 20–21 Conversation LISTENING STRATEGY Summarize	pages 22–25 <ul style="list-style-type: none">prepositions of locationpronoun agreement
Unit 2	BEFORE YOU Read	Reading	AFTER YOU Read	CONNECT TO Oral Language	CONNECT TO Grammar
 The Digital World page 42 BIG Idea There are many things to create and many ways to create them.	pages 44–47 <ul style="list-style-type: none">Use Prior KnowledgeBuild BackgroundREADING STRATEGY Main Idea and DetailsVocabulary in ContextDevelop Vocabulary: Word Web	pages 48–59 Gabi's If/Then Garden by Caroline Karanja <ul style="list-style-type: none">Text Genre: Realistic Fiction	pages 60–61 <ul style="list-style-type: none">Apply the Reading Strategy: Main Idea and DetailsDiscuss the Reading	pages 62–63 Follow Instructions LISTENING STRATEGY Listen for Details	pages 64–67 <ul style="list-style-type: none">present progressive verb tensesimple present verb tense

CONNECT TO Language Arts	CONNECT TO Science	CONNECT TO Music	CONNECT TO Art	CONNECT TO Writing	CONNECT TO Media
pages 26–29 Realistic Fiction <i>The First Violin Class</i> <ul style="list-style-type: none">Text Elements: Characters and FeelingsTools for Writing: Punctuation for DialogueWord Study: Homophones	pages 30–31 Motion and Force CONNECT TO Social Studies pages 32–33 Our Community CONNECT TO Mathematics pages 34–35 Solving Problems with Addition and Subtraction	page 36 Listen and Sing <i>School Time Rock</i>	page 37 Colors	pages 38–40 Realistic Fiction Write a Real-Life Story WRITING STRATEGY Organize a Story	page 41 video
CONNECT TO Language Arts	CONNECT TO Science	CONNECT TO Music	CONNECT TO Art	CONNECT TO Writing	CONNECT TO Media
pages 68–71 Description <i>Garden Race: A Game</i> by Amber Zaki <ul style="list-style-type: none">Text Elements: Features in Informational TextTools for Writing: Punctuation for Items in a SeriesWord Study: Base Words	pages 72–73 Engineering CONNECT TO Social Studies pages 74–75 Computer Technology Inventors CONNECT TO Mathematics pages 76–77 Multiplication and Division	page 78 Listen and Sing <i>My Username Is ...</i>	page 79 Digital Art	pages 80–82 Informational Text Write a Description WRITING STRATEGY Think of Details	page 83 video

3

SCOPE AND SEQUENCE


Unit 3	BEFORE YOU Read	Reading	AFTER YOU Read	CONNECT TO Oral Language	CONNECT TO Grammar
 Health and Wellness page 84 BIG Idea Health and wellness are an important part of everyday life.	pages 86–89 <ul style="list-style-type: none">Use Prior KnowledgeBuild BackgroundREADING STRATEGY Evaluate Language ChoicesVocabulary in ContextDevelop Vocabulary: Personalize Vocabulary	pages 90–99 Healthy Choices by Valerie Kelemen <ul style="list-style-type: none">Text Genre: Informational Text/Blog	pages 100–101 <ul style="list-style-type: none">Apply the Reading Strategy: Evaluate Language ChoicesDiscuss the Reading	pages 102–103 Healthy Snacks LISTENING STRATEGY Evaluate Language Choices	pages 104–107 <ul style="list-style-type: none">comparativesfuture tense with <i>be going to</i>


Unit 4	BEFORE YOU Read	Reading	AFTER YOU Read	CONNECT TO Oral Language	CONNECT TO Grammar
 My Community page 124 BIG Idea People can work together to help their community.	pages 126–129 <ul style="list-style-type: none">Use Prior KnowledgeBuild BackgroundREADING STRATEGY SequenceVocabulary in ContextDevelop Vocabulary: Multiple-Meaning Words	pages 130–139 The Show Must Go On! by Betsy Tecco <ul style="list-style-type: none">Text Genre: Historical Fiction	pages 140–141 <ul style="list-style-type: none">Apply the Reading Strategy: SequenceDiscuss the Reading	pages 142–143 Presentation LISTENING STRATEGY Sequence	pages 144–147 <ul style="list-style-type: none">singular and plural nounsadverbs of time

CONNECT TO Language Arts	CONNECT TO Science	CONNECT TO Music	CONNECT TO Art	CONNECT TO Writing	CONNECT TO Media
pages 108–111 Poetry <i>Pop-Corn</i> by Evaleen Stein <ul style="list-style-type: none">Text Elements: Poetry ElementsTools for Writing: Expand Noun PhrasesWord Study: Pronoun Reference	pages 112–113 Human Adaptation CONNECT TO Social Studies pages 114–115 Economics CONNECT TO Mathematics pages 116–117 Fractions	page 118 Listen and Sing <i>Oats, Peas, Beans, and Barley Grow</i>	page 119 Painting	pages 120–122 How-to Text Write a Recipe WRITING STRATEGY Important Details	page 123 video

CONNECT TO Language Arts	CONNECT TO Science	CONNECT TO Music	CONNECT TO Art	CONNECT TO Writing	CONNECT TO Media
pages 148–151 Opinion Article <i>Community Field Trips</i> <ul style="list-style-type: none">Text Elements: Fact and OpinionTools for Writing: Proper NounsWord Study: Suffixes <i>-ful</i> and <i>-ly</i>	pages 152–153 Animal Groups CONNECT TO Social Studies pages 154–155 The Federal Government CONNECT TO Mathematics pages 156–157 Metric Units of Measurement	page 158 Listen and Sing <i>In Our Community</i>	page 159 Art in the Community	pages 160–162 Opinion Text Write About Your Community WRITING STRATEGY Give Reasons for Your Opinion	page 163 video

3 SCOPE AND SEQUENCE



Unit 5	BEFORE YOU Read	Reading	AFTER YOU Read	CONNECT TO Oral Language	CONNECT TO Grammar
 <p>The World Around Us page 164</p> <p>BIG Idea Stories can explain what we see in the world around us.</p>	<p>pages 166–169</p> <ul style="list-style-type: none"> Use Prior Knowledge Build Background READING STRATEGY Visualize Vocabulary in Context Develop Vocabulary: Idioms in Context 	<p>pages 170–179</p> <p>Why Mole Lives Underground Retold by Mario Castro</p> <ul style="list-style-type: none"> Text Genre: Drama 	<p>pages 180–181</p> <ul style="list-style-type: none"> Apply the Reading Strategy: Visualize Discuss the Reading 	<p>pages 182–183</p> <p>Description</p> <p>LISTENING STRATEGY Visualize</p>	<p>pages 184–187</p> <ul style="list-style-type: none"> the simple past tense irregular past tense verbs

Unit 6	BEFORE YOU Read	Reading	AFTER YOU Read	CONNECT TO Oral Language	CONNECT TO Grammar
 <p>The Natural World page 204</p> <p>BIG Idea Humans and the natural world are connected in many ways.</p>	<p>pages 206–209</p> <ul style="list-style-type: none"> Use Prior Knowledge Build Background READING STRATEGY Cause and Effect Vocabulary in Context Develop Vocabulary: Use Context Clues 	<p>pages 210–219</p> <p>Why Earthworms Help Farmers by Sarah Worthington</p> <ul style="list-style-type: none"> Text Genre: Folktale 	<p>pages 220–221</p> <ul style="list-style-type: none"> Apply the Reading Strategy: Cause and Effect Discuss the Reading 	<p>pages 222–223</p> <p>Reader's Theater</p> <p>LISTENING STRATEGY Cause and Effect</p>	<p>pages 224–227</p> <ul style="list-style-type: none"> cause and effect sentences with <i>so</i> compound subjects with <i>and</i>

CONNECT TO Language Arts	CONNECT TO Science	CONNECT TO Music	CONNECT TO Art	CONNECT TO Writing	CONNECT TO Media
<p>pages 188–191</p> <p>Informational Text <i>Moon Phases</i></p> <ul style="list-style-type: none"> Text Elements: Central Idea and Supporting Evidence Tools for Writing: Contractions Word Study: Synonyms 	<p>pages 192–193</p> <p>Weather and Climate</p> <p>CONNECT TO Social Studies</p> <p>pages 194–195</p> <p>Geography</p> <p>CONNECT TO Mathematics</p> <p>pages 196–197</p> <p>Perimeter and Area</p>	<p>page 198</p> <p>Listen and Sing <i>Down in the Valley</i></p>	<p>page 199</p> <p>Landscapes</p>	<p>pages 200–202</p> <p>Informational Writing Write an Informational Text</p> <p>WRITING STRATEGY Central Idea and Supporting Evidence</p>	<p>page 203</p> <p>video</p>

CONNECT TO Language Arts	CONNECT TO Science	CONNECT TO Music	CONNECT TO Art	CONNECT TO Writing	CONNECT TO Media
<p>pages 228–231</p> <p>Opinion <i>The Importance of Bees</i></p> <ul style="list-style-type: none"> Text Elements: Identify the Claim Tools for Writing: Connect Opinion and Reasons Word Study: Prefixes 	<p>pages 232–233</p> <p>Droughts</p> <p>CONNECT TO Social Studies</p> <p>pages 234–235</p> <p>Natural Resources</p> <p>CONNECT TO Mathematics</p> <p>pages 236–237</p> <p>Solving Word Problems</p>	<p>page 238</p> <p>Listen and Sing <i>Down by the Bay</i></p>	<p>page 239</p> <p>Nature in Art</p>	<p>pages 240–242</p> <p>Opinion Writing Write About an Important Natural Resource</p> <p>WRITING STRATEGY Give an Opinion and Reasons</p>	<p>page 243</p> <p>video</p>

3 SCOPE AND SEQUENCE

Unit 7	BEFORE YOU Read	Reading	AFTER YOU Read	CONNECT TO Oral Language	CONNECT TO Grammar
 Finding Your Way page 244 BIG Idea People often work hard to achieve a goal.	pages 246–249 <ul style="list-style-type: none">Use Prior KnowledgeBuild BackgroundREADING STRATEGY Author's PurposeVocabulary in ContextDevelop Vocabulary: Use a Dictionary	pages 250–259 Ida Lewis to the Rescue by Kathleen Muldoon <ul style="list-style-type: none">Text Genre: Biography	pages 260–261 <ul style="list-style-type: none">Apply the Reading Strategy: Author's PurposeDiscuss the Reading	pages 262–263 Lighthouses LISTENING STRATEGY Speaker's Purpose	pages 264–267 <ul style="list-style-type: none">connecting words in compound sentencespossessive pronouns
Unit 8	BEFORE YOU Read	Reading	AFTER YOU Read	CONNECT TO Oral Language	CONNECT TO Grammar
 Changes page 284 BIG Idea Everybody experiences change.	pages 286–289 <ul style="list-style-type: none">Use Prior KnowledgeBuild BackgroundREADING STRATEGY Make InferencesVocabulary in ContextDevelop Vocabulary: Alphabetize	pages 290–303 The Upside Down Boy by Juan Herrera <ul style="list-style-type: none">Text Genre: Memoir	pages 304–305 <ul style="list-style-type: none">Apply the Reading Strategy: Make InferencesDiscuss the Reading	pages 306–307 Memoir LISTENING STRATEGY Make Inferences	pages 308–311 <ul style="list-style-type: none">object pronounssuperlative adjectives

CONNECT TO Language Arts	CONNECT TO Science	CONNECT TO Music	CONNECT TO Art	CONNECT TO Writing	CONNECT TO Media
pages 268–271 Fiction <i>Paulo Rescues a Duckling</i> <ul style="list-style-type: none">Text Elements: When Words Make a Familiar SoundTools for Writing: Connecting Words for Compound PredicatesWord Study: Antonyms	pages 272–273 Navigating a Storm CONNECT TO Social Studies pages 274–275 Navigation CONNECT TO Mathematics pages 276–277 Weight	page 278 Listen and Sing <i>Row, Row, Row Your Boat</i>	page 279 Sculpture	pages 280–282 Biography Write a Biography WRITING STRATEGY Sequence Events	page 283 video
pages 312–315 Memoir <i>From Caterpillar to Butterfly</i> <ul style="list-style-type: none">Text Elements: Identify SimilesTools for Writing: Apostrophes in PossessivesWord Study: Digital Dictionaries	pages 316–317 Plant Life Cycles CONNECT TO Social Studies pages 318–319 The Geography of Building CONNECT TO Mathematics pages 320–321 Solving Multi-step Word Problems	page 322 Listen and Sing <i>The Green Grass Grows All Around</i>	page 323 People on the Move	pages 324–326 Personal Narrative Write a Personal Narrative WRITING STRATEGY Brainstorm a Topic	page 327 video
<div>How to Use a Dictionary 328</div> <div>Picture Dictionary 329–365</div> <div>Credits 366</div> <div>Index 372</div>					

Connect 4

LANGUAGE, LITERACY, CONTENT

Series Editor
Dr. Jennifer L. Trujillo



Creative Director: José A. Blanco

Chief Content and Innovation Officer: Rafael de Cárdenas López

Vice President and Publisher: Anita Raducanu

Managing Editors: Valerie Kelemen, Christina Idoux Rodriguez

Project Management: Karys Acosta, Rosemary Jaffe, Tiffany Kayes

Rights Management: Jorgensen Fernandez, Kristine Janssens, Annie Pickert Fuller

Technology Production: Sergio Arias, Mónica Candelas, Jamie Kostecki, Lauren Krolick

Design: Paula Díaz, Radoslav Mateev, Gabriel Noreña, Andrés Vanegas; DoubleInk Publishing Services

Production: Oscar Díez, Sebastián Díez, Andrés Escobar, Daniel Lopera, Daniela Peláez, Juliana Tobón

© 2022 by Vista Higher Learning, Inc. All rights reserved.

No part of this work may be reproduced or distributed in any form or by any means, electronic or mechanical, including photocopying and recording, or by any information storage or retrieval system without prior written permission from Vista Higher Learning, 500 Boylston Street, Suite 620, Boston, MA 02116-3736.

Student Edition (Perfectbound) ISBN: 978-1-54333-277-3

Teacher's Edition ISBN: 978-1-54333-550-7

Library of Congress Control Number: 2020947401

1 2 3 4 5 6 7 8 9 TC 26 25 24 23 22 21

Printed in Canada.

Creative Director

José A. Blanco

Contributing Writers

Jill Korey O’Sullivan

Level 4

Christine Roberts

Mathematics Education Consultant

Teacher Reviewers

Paulina Rodriguez Cañizares

Denver Public Schools
Denver, CO

Pamela Emmerich

School District of Belleville
Belleville, WI

Isabel Fernandes

Newark Public Schools
Newark, NJ

Karrie Schoettler

San Diego Unified School District
San Diego, CA

Kelly Schorzman

San Diego Unified School District
San Diego, CA

Allison Smith

San Diego Unified School District
San Diego, CA

4

CONTENTS



Unit 1

Traditional Stories 2



Unit 2

Around the World 42



Unit 3

Amazing Athletes 82



Unit 4

Keeping Traditions Alive 122



Unit 5

Bringing Worlds Together 162



Unit 6

Exploring the Universe 208



Unit 7

Making Change Happen 248



Unit 8

On the Move 290

How to Use a Dictionary 330


Dictionary 332


Credits 359


Index 363


4

SCOPE AND SEQUENCE

Unit 1	BEFORE YOU Read	Reading	AFTER YOU Read	CONNECT TO Oral Language	CONNECT TO Grammar
 <p>Traditional Stories page 2</p> <p>BIG Idea We tell stories with words and pictures.</p>	<p>pages 4–7</p> <ul style="list-style-type: none"> • Use Prior Knowledge • Build Background • READING STRATEGY Sequence • Vocabulary in Context • Develop Vocabulary: Multiple-meaning Words 	<p>pages 8–17</p> <p>Paul Bunyan Retold by Alexa Culpepper</p> <ul style="list-style-type: none"> • Text Genre: Tall Tale 	<p>pages 18–19</p> <ul style="list-style-type: none"> • Apply the Reading Strategy: Sequence • Discuss the Reading 	<p>pages 20–21</p> <p>Oral Folktale LISTENING STRATEGY Sequence</p>	<p>pages 22–25</p> <ul style="list-style-type: none"> • subject-verb agreement • comparative adjectives


Unit 2	BEFORE YOU Read	Reading	AFTER YOU Read	CONNECT TO Oral Language	CONNECT TO Grammar
 <p>Around the World page 42</p> <p>BIG Idea Cultures of the world are unique, but people still have a lot in common.</p>	<p>pages 44–47</p> <ul style="list-style-type: none"> • Use Prior Knowledge • Build Background • READING STRATEGY Visualize • Vocabulary in Context • Develop Vocabulary: Use Context Clues 	<p>pages 48–57</p> <p>Isabella's Travel Blog</p> <ul style="list-style-type: none"> • Text Genre: Digital Text: Blog 	<p>pages 58–59</p> <ul style="list-style-type: none"> • Apply the Reading Strategy: Visualize • Discuss the Reading 	<p>pages 60–61</p> <p>Conversation LISTENING STRATEGY Visualize</p>	<p>pages 62–65</p> <ul style="list-style-type: none"> • singular and plural nouns • prepositions


CONNECT TO Language Arts	CONNECT TO Science	CONNECT TO Music	CONNECT TO Art	CONNECT TO Writing	CONNECT TO Media
<p>pages 26–29</p> <p>Tall Tales <i>Pecos Bill and the Wild Onion</i> Retold by A.C. Goodwin</p> <ul style="list-style-type: none"> Text Elements: Figurative Language Tools for Writing: Capitalization and Punctuation Word Study: Prefixes 	<p>pages 30–31</p> <p>Simple Machines</p> <p>CONNECT TO Social Studies</p> <p>pages 32–33</p> <p>The Westward Expansion</p> <p>CONNECT TO Mathematics</p> <p>pages 34–35</p> <p>Perimeter and Area</p>	<p>page 36</p> <p>Listen and Sing <i>American Folk Heroes</i></p>	<p>page 37</p> <p>Stories in Art</p>	<p>pages 38–40</p> <p>Narrative Writing Write a Tall Tale</p> <p>WRITING STRATEGY Sequence of Events</p>	<p>page 41</p> <p>Video</p>  <p><i>The Three Billy Goats Gruff</i></p>


CONNECT TO Language Arts	CONNECT TO Science	CONNECT TO Music	CONNECT TO Art	CONNECT TO Writing	CONNECT TO Media
<p>pages 66–69</p> <p>Opinion Text <i>Why You Should Travel</i></p> <ul style="list-style-type: none"> Text Elements: Fact and Opinion Tools for Writing: Capitalization of Proper Nouns Word Study: Roots 	<p>pages 70–71</p> <p>Weathering, Erosion, and Deposition</p> <p>CONNECT TO Social Studies</p> <p>pages 72–73</p> <p>Latitude and Longitude</p> <p>CONNECT TO Mathematics</p> <p>pages 74–75</p> <p>Measure Objects Using Standard Units</p>	<p>page 76</p> <p>Listen and Sing <i>Home on the Range</i></p>	<p>page 77</p> <p>The Art of Masks</p>	<p>pages 78–80</p> <p>Opinion Writing Write an Opinion Essay</p> <p>WRITING STRATEGY Your Claim</p>	<p>page 81</p> <p>Video</p>  <p><i>The Fox and the Stars</i></p>


4

SCOPE AND SEQUENCE

Unit 3	BEFORE YOU Read	Reading	AFTER YOU Read	CONNECT TO Oral Language	CONNECT TO Grammar
 <p>Amazing Athletes page 82</p> <p>BIG Idea Athletes use both their bodies and their minds to succeed.</p>	<p>pages 84–87</p> <ul style="list-style-type: none"> • Use Prior Knowledge • Build Background • READING STRATEGY Summarize • Vocabulary in Context • Develop Vocabulary: Use a Dictionary 	<p>pages 88–97</p> <p>Jesse Owens: Amazing Athlete and Role Model by Sophia Jones</p> <ul style="list-style-type: none"> • Text Genre: Biography 	<p>pages 98–99</p> <ul style="list-style-type: none"> • Apply the Reading Strategy: Summarize • Discuss the Reading 	<p>pages 100–101</p> <p>Informal Conversation</p> <p>LISTENING STRATEGY Ask Questions to Clarify Information</p>	<p>pages 102–105</p> <ul style="list-style-type: none"> • subject pronouns and object pronouns • possessive adjectives and possessive pronouns


Unit 4	BEFORE YOU Read	Reading	AFTER YOU Read	CONNECT TO Oral Language	CONNECT TO Grammar
 <p>Keeping Traditions Alive page 122</p> <p>BIG Idea Traditions are carried from the past to the present.</p>	<p>pages 124–127</p> <ul style="list-style-type: none"> • Use Prior Knowledge • Build Background • READING STRATEGY Synthesize Information from Texts • Vocabulary in Context • Develop Vocabulary: Find Similar Words 	<p>pages 128–137</p> <p>Celebrate a Powwow by F. Isabel Campoy and Alma Flor Ada</p> <p>Life as a Powwow Dancer by J. Trujillo</p> <ul style="list-style-type: none"> • Text Genre: Informational Text Personal Narrative 	<p>pages 138–139</p> <ul style="list-style-type: none"> • Apply the Reading Strategy: Synthesize Information from Texts • Discuss the Reading 	<p>pages 140–141</p> <p>A Legend</p> <p>LISTENING STRATEGY Listen for Descriptive Words</p>	<p>pages 142–145</p> <ul style="list-style-type: none"> • adjective order • modals


CONNECT TO Language Arts	CONNECT TO Science	CONNECT TO Music	CONNECT TO Art	CONNECT TO Writing	CONNECT TO Media
<p>pages 106–109</p> <p>Fables <i>The Hare and the Tortoise</i></p> <ul style="list-style-type: none"> Text Elements: Central Message Tools for Writing: Pronoun Agreement Word Study: Antonyms 	<p>pages 110–111</p> <p>Designing a Shoe</p> <p>CONNECT TO Social Studies</p> <p>pages 112–113</p> <p>Timelines</p> <p>CONNECT TO Mathematics</p> <p>pages 114–115</p> <p>Solve Word Problems</p>	<p>page 116</p> <p>Listen and Sing <i>Take Me Out to the Ball Game</i></p>	<p>page 117</p> <p>Symbols in Art</p>	<p>pages 118–120</p> <p>Informational Text Write a Biography</p> <p>WRITING STRATEGY Sources</p>	<p>page 121</p> <p>Video</p>  <p><i>The Good Sport</i></p>


CONNECT TO Language Arts	CONNECT TO Science	CONNECT TO Music	CONNECT TO Art	CONNECT TO Writing	CONNECT TO Media
<p>pages 146–149</p> <p>Informational Text <i>The Navajo Tradition of Rug Weaving</i></p> <ul style="list-style-type: none"> Text Elements: Collect Information from Text Features Tools for Writing: Commonly Confused Words: <i>there / their / they're</i> Word Study: Base Words 	<p>pages 150–151</p> <p>Ecosystems</p> <p>CONNECT TO Social Studies</p> <p>pages 152–153</p> <p>An American Crop</p> <p>CONNECT TO Mathematics</p> <p>pages 154–155</p> <p>Symmetry</p>	<p>page 156</p> <p>Listen and Sing <i>By This Song I Walk</i></p>	<p>page 157</p> <p>Culture Expressed Through Art</p>	<p>pages 158–160</p> <p>Personal Narrative Write a Personal Narrative</p> <p>WRITING STRATEGY Brainstorm Ideas</p>	<p>page 161</p> <p>Video</p>  <p><i>Native American Powwow Dance</i></p>


4

SCOPE AND SEQUENCE

Unit 5	BEFORE YOU Read	Reading	AFTER YOU Read	CONNECT TO Oral Language	CONNECT TO Grammar
 <p>Bringing Worlds Together page 162</p> <p>BIG Idea Building bridges across cultures helps people and communities grow.</p>	<p>pages 164–167</p> <ul style="list-style-type: none"> Use Prior Knowledge Build Background READING STRATEGY Cause and Effect Vocabulary in Context Develop Vocabulary: Loan Words 	<p>pages 168–183</p> <p>Finding the Music by Jennifer Torres, illustrated by Renato Alarcão</p> <ul style="list-style-type: none"> Text Genre: Realistic Fiction 	<p>pages 184–185</p> <ul style="list-style-type: none"> Apply the Reading Strategy: Cause and Effect Discuss the Reading 	<p>pages 186–187</p> <p>Biography</p> <p>LISTENING STRATEGY Listening for Emphasis</p>	<p>pages 188–191</p> <ul style="list-style-type: none"> possessive nouns: singular and plural reflexive pronouns


Unit 6	BEFORE YOU Read	Reading	AFTER YOU Read	CONNECT TO Oral Language	CONNECT TO Grammar
 <p>Exploring the Universe page 208</p> <p>BIG Idea We are part of a complex universe.</p>	<p>pages 210–213</p> <ul style="list-style-type: none"> Use Prior Knowledge Build Background READING STRATEGY Identify Main Idea and Details Vocabulary in Context Develop Vocabulary: Use Context Clues 	<p>pages 214–223</p> <p>Our World and Beyond by Roberto Espinella</p> <ul style="list-style-type: none"> Text Genre: Informational Text 	<p>pages 224–225</p> <ul style="list-style-type: none"> Apply the Reading Strategy: Identify Main Idea and Details Discuss the Reading 	<p>pages 226–227</p> <p>Oral Presentation: Science</p> <p>LISTENING STRATEGY Main Idea and Details</p>	<p>pages 228–231</p> <ul style="list-style-type: none"> superlatives simple past of regular and irregular verbs


CONNECT TO Language Arts	CONNECT TO Science	CONNECT TO Music	CONNECT TO Art	CONNECT TO Writing	CONNECT TO Media
<p>pages 192–195</p> <p>Drama</p> <p><i>The First Day</i></p> <ul style="list-style-type: none"> Text Elements: Similes and Metaphors Tools for Writing: Transition Words for Cause and Effect Word Study: Idioms 	<p>pages 196–197</p> <p>Adaptation</p> <p>CONNECT TO Social Studies</p> <p>pages 198–199</p> <p>Emigration</p> <p>CONNECT TO Mathematics</p> <p>pages 200–201</p> <p>Compare Fractions</p>	<p>page 202</p> <p>Listen and Sing</p> <p><i>The Star-Spangled Banner</i></p>	<p>page 203</p> <p>Painting Murals</p>	<p>pages 204–206</p> <p>Informational Text</p> <p>Write a Description</p> <p>WRITING STRATEGY</p> <p>Planning a Description</p>	<p>page 207</p> <p>Video</p>  <p><i>Smithsonian Folklife Festival: Building Cultural Bridges</i></p>


CONNECT TO Language Arts	CONNECT TO Science	CONNECT TO Music	CONNECT TO Art	CONNECT TO Writing	CONNECT TO Media
<p>pages 232–235</p> <p>Myths</p> <p><i>Orion the Hunter</i></p> <ul style="list-style-type: none"> Text Elements: Plot Tools for Writing: Punctuation for Quotations Word Study: Suffixes 	<p>pages 236–237</p> <p>Rocks</p> <p>CONNECT TO Social Studies</p> <p>pages 238–239</p> <p>Maps</p> <p>CONNECT TO Mathematics</p> <p>pages 240–241</p> <p>Place Value</p>	<p>page 242</p> <p>Listen and Sing</p> <p><i>In Our Solar System</i></p>	<p>page 243</p> <p>Color, Contrast, and Movement</p>	<p>pages 244–246</p> <p>Narrative Writing</p> <p>Write a Myth</p> <p>WRITING STRATEGY</p> <p>Brainstorm Ideas</p>	<p>page 247</p> <p>Video</p>  <p><i>Solar System Body Scale</i></p>


4

SCOPE AND SEQUENCE

Unit 7	BEFORE YOU Read	Reading	AFTER YOU Read	CONNECT TO Oral Language	CONNECT TO Grammar
 <p>Making Change Happen page 248</p> <p>BIG Idea People can make important changes through perseverance and creativity.</p>	<p>pages 250–253</p> <ul style="list-style-type: none"> • Use Prior Knowledge • Build Background • READING STRATEGY Ask Questions • Vocabulary in Context • Develop Vocabulary: Shades of Meaning 	<p>pages 254–265</p> <p>Yasmin's Hammer by Ana Malaspina, illustrated by Doug Ghayka</p> <ul style="list-style-type: none"> • Text Genre: Realistic Fiction 	<p>pages 266–267</p> <ul style="list-style-type: none"> • Apply the Reading Strategy: Ask Questions • Discuss the Reading 	<p>pages 268–269</p> <p>Presentation</p> <p>LISTENING STRATEGY Listen Actively</p>	<p>pages 270–273</p> <ul style="list-style-type: none"> • adverbs of frequency • adverbs of degree

Unit 8	BEFORE YOU Read	Reading	AFTER YOU Read	CONNECT TO Oral Language	CONNECT TO Grammar
 <p>On the Move page 290</p> <p>BIG Idea Modes of transportation impact society and people's lives.</p>	<p>pages 292–295</p> <ul style="list-style-type: none"> • Use Prior Knowledge • Build Background • READING STRATEGY Compare and Contrast • Vocabulary in Context • Develop Vocabulary: Homophones 	<p>pages 296–305</p> <p>Transportation Through Time by Adam Gold</p> <ul style="list-style-type: none"> • Text Genre: Informational Text 	<p>pages 306–307</p> <ul style="list-style-type: none"> • Apply the Reading Strategy: Compare and Contrast • Discuss the Reading 	<p>pages 308–309</p> <p>How-to Instructions</p> <p>LISTENING STRATEGY Take Notes on Sequence</p>	<p>pages 310–313</p> <ul style="list-style-type: none"> • prepositions and prepositional phrases • compound sentences

CONNECT TO Language Arts	CONNECT TO Science	CONNECT TO Music	CONNECT TO Art	CONNECT TO Writing	CONNECT TO Media
<p>pages 274–277</p> <p>Biography <i>A Brave Change Maker</i></p> <ul style="list-style-type: none"> Text Elements: Central Idea and Supporting Evidence Tools for Writing: Transition Words for Addition Word Study: Compound Words 	<p>pages 278–279</p> <p>The Engineering Design Process</p> <p>CONNECT TO Social Studies</p> <p>pages 280–281</p> <p>Changes in Manufacturing</p> <p>CONNECT TO Mathematics</p> <p>pages 282–283</p> <p>Solve Multi-step Word Problems</p>	<p>page 284</p> <p>Listen and Sing <i>Oh, Ben Franklin</i></p>	<p>page 285</p> <p>Sketches</p>	<p>pages 286–288</p> <p>Correspondence Requesting Information</p> <p>WRITING STRATEGY Purpose of a Letter</p>	<p>page 289</p> <p>Video</p>  <p><i>One Small Step</i></p>

CONNECT TO Language Arts	CONNECT TO Science	CONNECT TO Music	CONNECT TO Art	CONNECT TO Writing	CONNECT TO Media
<p>pages 314–317</p> <p>Poetry <i>“The El”</i> by Monica Gunning</p> <ul style="list-style-type: none"> Text Elements: Elements of Poetry Tools for Writing: Write Complete Sentences Word Study: Synonyms 	<p>pages 318–319</p> <p>Magnets and Electromagnets</p> <p>CONNECT TO Social Studies</p> <p>pages 320–321</p> <p>The Westward Movement</p> <p>CONNECT TO Mathematics</p> <p>pages 322–323</p> <p>Solve Comparison Word Problems</p>	<p>page 324</p> <p>Listen and Sing <i>Rock Island Line</i></p>	<p>page 325</p> <p>Optical Illusions</p>	<p>pages 326–328</p> <p>Informational Writing Research</p> <p>WRITING STRATEGY Using Sources</p>	<p>page 329</p> <p>Video</p>  <p><i>Six Most Unusual Vehicles</i></p>

How to Use a Dictionary 330

Dictionary 332–358

Credits 359

Index 363

Connect 5

LANGUAGE, LITERACY, CONTENT

Series Editor
Dr. Jennifer L. Trujillo



VISTA®
HIGHER LEARNING

Boston, Massachusetts

Creative Director: José A. Blanco

Chief Content and Innovation Officer: Rafael de Cárdenas López

Vice President and Publisher: Anita Raducanu

Managing Editors: Valerie Kelemen, Christina Idoux Rodriguez

Project Management: Karys Acosta, Rosemary Jaffe, Tiffany Kayes

Rights Management: Jorgensen Fernandez, Kristine Janssens, Annie Pickert Fuller

Technology Production: Sergio Arias, Mónica Candelas, Jamie Kostecki, Lauren Krolick

Design: Paula Díaz, Radoslav Mateev, Gabriel Noreña, Andrés Vanegas; DoubleInk Publishing Services

Production: Oscar Díez, Sebastián Díez, Andrés Escobar, Daniel Lopera, Daniela Peláez, Juliana Tobón

© 2022 by Vista Higher Learning, Inc. All rights reserved.

No part of this work may be reproduced or distributed in any form or by any means, electronic or mechanical, including photocopying and recording, or by any information storage or retrieval system without prior written permission from Vista Higher Learning, 500 Boylston Street, Suite 620, Boston, MA 02116-3736.

Student Edition (Perfectbound) ISBN: 978-1-54333-278-0

Teacher's Edition ISBN: 978-1-54333-551-4

Library of Congress Control Number: 2020947401

1 2 3 4 5 6 7 8 9 TC 26 25 24 23 22 21

Printed in Canada.

Creative Director

José A. Blanco

Contributing Writers

Kathryn O'Dell

Level 5

Christine Roberts

Mathematics Education Consultant

Teacher Reviewers

Paulina Rodriguez Cañizares

Denver Public Schools
Denver, CO

Pamela Emmerich

School District of Belleville
Belleville, WI

Isabel Fernandes

Newark Public Schools
Newark, NJ

Karrie Schoettler

San Diego Unified School District
San Diego, CA

Kelly Schorzman

San Diego Unified School District
San Diego, CA

Allison Smith

San Diego Unified School District
San Diego, CA


5 CONTENTS


	Unit 1	Wild Weather 2
	Unit 2	World Wonders 42
	Unit 3	Roots 82
	Unit 4	Healthy Habits 122
	Unit 5	Tales About the Universe 162
	Unit 6	Building a Country 202
	Unit 7	Our Earth 242
	Unit 8	Innovation 284


How to Use a Dictionary	324
Dictionary	326
Credits	356
Index	361


5

SCOPE AND SEQUENCE

Unit 1	BEFORE YOU Read	Reading	AFTER YOU Read	CONNECT TO Oral Language	CONNECT TO Grammar
 <p>Wild Weather page 2</p> <p>BIG Idea Weather affects people in many ways.</p>	<p>pages 4–7</p> <ul style="list-style-type: none"> • Use Prior Knowledge • Build Background • READING STRATEGY Compare and Contrast • Vocabulary in Context • Develop Vocabulary: Use a Dictionary 	<p>pages 8–17</p> <p>A Meteorologist Talks Weather by Brandon Paxton</p> <ul style="list-style-type: none"> • Text Genre: An Interview 	<p>pages 18–19</p> <ul style="list-style-type: none"> • Apply the Reading Strategy: Compare and Contrast • Discuss the Reading 	<p>pages 20–21</p> <p>Compare and Contrast</p> <p>LISTENING STRATEGY Similarities and Differences</p>	<p>pages 22–25</p> <ul style="list-style-type: none"> • subject-verb agreement • connecting ideas


Unit 2	BEFORE YOU Read	Reading	AFTER YOU Read	CONNECT TO Oral Language	CONNECT TO Grammar
 <p>World Wonders page 42</p> <p>BIG Idea We can learn about the past from many places in the world.</p>	<p>pages 44–47</p> <ul style="list-style-type: none"> • Use Prior Knowledge • Build Background • READING STRATEGY Make Inferences • Vocabulary in Context • Develop Vocabulary: Multiple-meaning Words 	<p>pages 48–57</p> <p>Secrets of the Ancient World by Kathryn O'Dell</p> <ul style="list-style-type: none"> • Text Genre: Informational Text 	<p>pages 58–59</p> <ul style="list-style-type: none"> • Apply the Reading Strategy: Make Inferences • Discuss the Reading 	<p>pages 60–61</p> <p>A Guided Tour</p> <p>LISTENING STRATEGY Listen for Inference</p>	<p>pages 62–65</p> <ul style="list-style-type: none"> • indefinite pronouns • simple past tense of irregular verbs


CONNECT TO Language Arts	CONNECT TO Science	CONNECT TO Music	CONNECT TO Art	CONNECT TO Writing	CONNECT TO Media
<p>pages 26–29</p> <p>Historical Fiction <i>Will the Rain Ever Come?</i></p> <ul style="list-style-type: none"> Text Elements: Setting Influences Plot Tools for Writing: Dependent and Independent Clauses Word Study: Base Words 	<p>pages 30–31</p> <p>The Wind</p> <p>CONNECT TO Social Studies</p> <p>pages 32–33</p> <p>The Cost of a Storm</p> <p>CONNECT TO Mathematics</p> <p>pages 34–35</p> <p>Comparing and Ordering Numbers</p>	<p>page 36</p> <p>Listen and Sing <i>BOOM! Went the Thunder</i></p>	<p>page 37</p> <p>Capturing Weather in Art</p>	<p>pages 38–40</p> <p>Narrative Writing Write a Story</p> <p>WRITING STRATEGY Thinking About Setting</p>	<p>page 41</p> <p>Video</p>  <p><i>What's the Difference Between Weather and Climate?</i></p>


CONNECT TO Language Arts	CONNECT TO Science	CONNECT TO Music	CONNECT TO Art	CONNECT TO Writing	CONNECT TO Media
<p>pages 66–69</p> <p>Informational Text <i>Wondrous Pyramids</i></p> <ul style="list-style-type: none"> Text Elements: Interpret a Timeline Tools for Writing: Compound and Complex Sentences Word Study: Homophones 	<p>pages 70–71</p> <p>A Natural Wonder</p> <p>CONNECT TO Social Studies</p> <p>pages 72–73</p> <p>Human-made Wonders</p> <p>CONNECT TO Mathematics</p> <p>pages 74–75</p> <p>Use Decimal Place Value</p>	<p>page 76</p> <p>Listen and Sing <i>Around the Wonders of the World</i></p>	<p>page 77</p> <p>Drawing with Perspective</p>	<p>pages 78–80</p> <p>Informational Writing Write an Informational Text</p> <p>WRITING STRATEGY Writing About History</p>	<p>page 81</p> <p>Video</p>  <p><i>The Egyptian Pyramids</i></p>

5

SCOPE AND SEQUENCE

Unit 3	BEFORE YOU Read	Reading	AFTER YOU Read	CONNECT TO Oral Language	CONNECT TO Grammar
 <p>Roots page 82</p> <p>BIG Idea Roots connect us to people and land.</p>	<p>pages 84–87</p> <ul style="list-style-type: none"> • Use Prior Knowledge • Build Background • READING STRATEGY Sequence • Vocabulary in Context • Develop Vocabulary: Silent Letters 	<p>pages 88–89</p> <p>Kiki's Journey by Kristy Orona-Ramirez illustrations by Jonathan Warm Day</p> <ul style="list-style-type: none"> • Text Genre: Realistic Fiction 	<p>pages 98–99</p> <ul style="list-style-type: none"> • Apply the Reading Strategy: Sequence • Discuss the Reading 	<p>pages 100–101</p> <p>A How-to Video LISTENING STRATEGY Sequence</p>	<p>pages 102–105</p> <ul style="list-style-type: none"> • conjunctions • commas in a series


Unit 4	BEFORE YOU Read	Reading	AFTER YOU Read	CONNECT TO Oral Language	CONNECT TO Grammar
 <p>Healthy Habits page 122</p> <p>BIG Idea The food you eat and the activities you do affect your health.</p>	<p>pages 124–127</p> <ul style="list-style-type: none"> • Use Prior Knowledge • Build Background • READING STRATEGY Identify Fact and Opinion • Vocabulary in Context • Develop Vocabulary: Recognizing Dialogue 	<p>pages 128–137</p> <p>Fresh Finds at the Farmers Market by Annie C. Holdren</p> <ul style="list-style-type: none"> • Text Genre: Realistic Fiction 	<p>pages 138–139</p> <ul style="list-style-type: none"> • Apply the Reading Strategy: Identify Fact and Opinion • Discuss the Reading 	<p>pages 140–141</p> <p>A Presentation LISTENING STRATEGY Listen for Fact and Opinion</p>	<p>pages 142–145</p> <ul style="list-style-type: none"> • correlative conjunctions • modal + verb


CONNECT TO Language Arts	CONNECT TO Science	CONNECT TO Music	CONNECT TO Art	CONNECT TO Writing	CONNECT TO Media
<p>pages 106–109</p> <p>Persuasive Text <i>Save Our Community Farm!</i></p> <ul style="list-style-type: none"> Text Elements: Persuasive Writing Tools for Writing: Correspondence: Parts of a Letter Word Study: Root Words 	<p>pages 110–111</p> <p>Industrial Agriculture</p> <p>CONNECT TO Social Studies</p> <p>pages 112–113</p> <p>Native American Agriculture</p> <p>CONNECT TO Mathematics</p> <p>pages 114–115</p> <p>Angles</p>	<p>page 116</p> <p>Listen and Sing <i>Down by the Bay</i></p>	<p>page 117</p> <p>Pottery Design</p>	<p>pages 118–120</p> <p>Persuasive Writing Write a Letter to the Editor</p> <p>WRITING STRATEGY Letters and Emails</p>	<p>page 121</p> <p>Video</p>  <p><i>Growing Gold</i></p>


CONNECT TO Language Arts	CONNECT TO Science	CONNECT TO Music	CONNECT TO Art	CONNECT TO Writing	CONNECT TO Media
<p>pages 146–149</p> <p>Drama <i>Healthy Bites</i></p> <ul style="list-style-type: none"> Text Elements: Elements of Drama Tools for Writing: Italics Word Study: Idioms 	<p>pages 150–151</p> <p>Photosynthesis</p> <p>CONNECT TO Social Studies</p> <p>pages 152–153</p> <p>Lifestyles in the 1800s</p> <p>CONNECT TO Mathematics</p> <p>pages 154–155</p> <p>Fractions</p>	<p>page 156</p> <p>Listen and Sing <i>Spinach, Chard, and Kale</i></p>	<p>page 157</p> <p>Still Life</p>	<p>pages 158–160</p> <p>Writing Drama Write a Play</p> <p>WRITING STRATEGY Dialogue</p>	<p>page 161</p> <p>Video</p>  <p><i>Staying Healthy</i></p>


5

SCOPE AND SEQUENCE

Unit 5	BEFORE YOU Read	Reading	AFTER YOU Read	CONNECT TO Oral Language	CONNECT TO Grammar
 <p>Tales About the Universe page 162</p> <p>BIG Idea Myths explain why things happen in the world and the universe.</p>	<p>pages 164–167</p> <ul style="list-style-type: none"> Use Prior Knowledge Build Background READING STRATEGY Summarize Vocabulary in Context Develop Vocabulary: Connotative Meanings 	<p>pages 168–177</p> <p>The Story of Arachne from Usborne’s Greek Myths</p> <p>Anansi and His Three Sons by Esther Mizrahi</p> <ul style="list-style-type: none"> Text Genre: Myths 	<p>pages 178–179</p> <ul style="list-style-type: none"> Apply the Reading Strategy: Summarize Discuss the Reading 	<p>pages 180–181</p> <p>Retelling a Story</p> <p>LISTENING STRATEGY Listen for Main Events and Important Details</p>	<p>pages 182–185</p> <ul style="list-style-type: none"> comparative adjectives adverbs


Unit 6	BEFORE YOU Read	Reading	AFTER YOU Read	CONNECT TO Oral Language	CONNECT TO Grammar
 <p>Building a Country page 202</p> <p>BIG Idea Many people helped build the United States of America.</p>	<p>pages 204–207</p> <ul style="list-style-type: none"> Use Prior Knowledge Build Background READING STRATEGY Ask Questions Vocabulary in Context Develop Vocabulary: Find Similar Words 	<p>pages 214–223</p> <p>Great Americans by Natalie Pierce</p> <ul style="list-style-type: none"> Text Genre: Biography 	<p>pages 218–219</p> <ul style="list-style-type: none"> Apply the Reading Strategy: Ask Questions Discuss the Reading 	<p>pages 220–221</p> <p>A Student Presentation</p> <p>LISTENING STRATEGY Listen for Key Facts</p>	<p>pages 222–225</p> <ul style="list-style-type: none"> the present perfect time clauses


CONNECT TO Language Arts	CONNECT TO Science	CONNECT TO Music	CONNECT TO Art	CONNECT TO Writing	CONNECT TO Media
<p>pages 186–189</p> <p>Pourquoi Tale <i>How Parrot Got Its Colors</i></p> <ul style="list-style-type: none"> Text Elements: Identify Theme Tools for Writing: Condense Ideas with <i>that</i> Word Study: Homographs 	<p>pages 190–191</p> <p>The Planets in Our Solar System</p> <p>CONNECT TO Social Studies</p> <p>pages 192–193</p> <p>Viking Exploration</p> <p>CONNECT TO Mathematics</p> <p>pages 194–195</p> <p>Patterns in Place Value</p>	<p>page 196</p> <p>Listen and Chant <i>Sun Myths</i></p>	<p>page 197</p> <p>Sculpture</p>	<p>pages 198–200</p> <p>Narrative Writing Write a Myth</p> <p>WRITING STRATEGY Planning Your Idea</p>	<p>page 201</p> <p>Video</p>  <p><i>The Story of Medusa</i></p>


CONNECT TO Language Arts	CONNECT TO Science	CONNECT TO Music	CONNECT TO Art	CONNECT TO Writing	CONNECT TO Media
<p>pages 226–229</p> <p>Poetry <i>Betsy's Battle Flag</i> by Minna Irving</p> <p><i>Paul Revere's Ride</i> by Henry Wadsworth Longfellow</p> <p><i>The Message of the Liberty Bell</i> by Mrs. Elvira Robinson</p> <ul style="list-style-type: none"> Text Elements: Figurative Language Tools for Writing: Rhyme Scheme Word Study: Synonyms 	<p>pages 230–231</p> <p>An American Astronomer</p> <p>CONNECT TO Social Studies</p> <p>pages 232–233</p> <p>Native Americans and the American Revolution</p> <p>CONNECT TO Mathematics</p> <p>pages 234–235</p> <p>Measurement</p>	<p>page 236</p> <p>Listen and Sing <i>The Star-Spangled Banner</i></p>	<p>page 237</p> <p>Portraits</p>	<p>pages 238–240</p> <p>Poetry Write a Poem</p> <p>WRITING STRATEGY Theme</p>	<p>page 241</p> <p>Video</p>  <p><i>The American Revolution</i></p>


5

SCOPE AND SEQUENCE

Unit 7	BEFORE YOU Read	Reading	AFTER YOU Read	CONNECT TO Oral Language	CONNECT TO Grammar
 <p>Our Earth page 242</p> <p>BIG Idea People and animals depend on their environment.</p>	<p>pages 244–245</p> <ul style="list-style-type: none"> Use Prior Knowledge Build Background READING STRATEGY Identify Cause and Effect Vocabulary in Context Develop Vocabulary: Vocabulary in Context 	<p>pages 246–259</p> <p>Biomes of the World by Sebastian Barnette</p> <ul style="list-style-type: none"> Text Genre: Informational Text: Science 	<p>pages 260–261</p> <ul style="list-style-type: none"> Apply the Reading Strategy: Identify Cause and Effect Discuss the Reading 	<p>pages 262–263</p> <p>A Classroom Conversation</p> <p>LISTENING STRATEGY Cause and Effect</p>	<p>pages 264–267</p> <ul style="list-style-type: none"> expand a noun phrase with adjectives superlative adjectives

Unit 8	BEFORE YOU Read	Reading	AFTER YOU Read	CONNECT TO Oral Language	CONNECT TO Grammar
 <p>Innovation page 284</p> <p>BIG Idea Innovation changes the world.</p>	<p>pages 286–287</p> <ul style="list-style-type: none"> Use Prior Knowledge Build Background READING STRATEGY Problem and Solution Vocabulary in Context Develop Vocabulary: Word Families 	<p>pages 290–299</p> <p>On the Wings of the Condor by Alma Flor Ada and F. Isabel Campoy</p> <ul style="list-style-type: none"> Text Genre: Informational Text: Social Studies 	<p>pages 300–301</p> <ul style="list-style-type: none"> Apply the Reading Strategy: Problem and Solution Discuss the Reading 	<p>pages 302–303</p> <p>Podcast</p> <p>LISTENING STRATEGY Listen for Solutions</p>	<p>pages 304–307</p> <ul style="list-style-type: none"> modify a verb collective nouns

CONNECT TO Language Arts	CONNECT TO Science	CONNECT TO Music	CONNECT TO Art	CONNECT TO Writing	CONNECT TO Media
<p>pages 268–271</p> <p>Science Fiction <i>Life Beyond the T-Pass</i></p> <ul style="list-style-type: none"> Text Elements: Dialogue Tools for Writing: Punctuation for Direct Speech Word Study: Shades of Meaning 	<p>pages 272–273</p> <p>Managing Waste</p> <p>CONNECT TO Social Studies</p> <p>pages 274–275</p> <p>Irrigation</p> <p>CONNECT TO Mathematics</p> <p>pages 276–277</p> <p>Area and Volume</p>	<p>page 278</p> <p>Listen and Sing <i>Spin on Our Great, Green World</i></p>	<p>page 279</p> <p>Landscape Photography</p>	<p>pages 280–282</p> <p>Narrative Writing Write a Science Fiction Story</p> <p>WRITING STRATEGY Use Dialogue</p>	<p>page 289</p> <p>Video</p>  <p><i>How Tiger Got His Stripes</i></p>

CONNECT TO Language Arts	CONNECT TO Science	CONNECT TO Music	CONNECT TO Art	CONNECT TO Writing	CONNECT TO Media
<p>pages 308–311</p> <p>Primary Source: A Journal Entry from <i>Orville Wright's Journal</i></p> <ul style="list-style-type: none"> Text Elements: Sequence of Text Tools for Writing: Capitalization Word Study: Antonyms 	<p>pages 312–313</p> <p>Atoms and Molecules</p> <p>CONNECT TO Social Studies</p> <p>pages 314–315</p> <p>Innovations That Last</p> <p>CONNECT TO Mathematics</p> <p>pages 316–317</p> <p>Solve Fraction Word Problems</p>	<p>page 318</p> <p>Listen and Sing <i>Explorers, Explorers</i></p>	<p>page 319</p> <p>Recycled Art</p>	<p>pages 320–322</p> <p>Journal Writing Write a Journal Entry</p> <p>WRITING STRATEGY Journal Writing</p>	<p>page 323</p> <p>Video</p>  <p><i>Evolution of the World's Tallest Building</i></p>

How to Use a Dictionary 324

Dictionary 326–355

Credits 356

Index 361

Connect 6

LANGUAGE, LITERACY, CONTENT

Series Editor
Dr. Jennifer L. Trujillo



VISTA®
HIGHER LEARNING

Boston, Massachusetts

Creative Director: José A. Blanco

Chief Content and Innovation Officer: Rafael de Cárdenas López

Vice President and Publisher: Anita Raducanu

Managing Editors: Valerie Kelemen, Christina Idoux Rodriguez

Project Management: Karys Acosta, Rosemary Jaffe, Tiffany Kayes

Rights Management: Jorgensen Fernandez, Kristine Janssens, Annie Pickert Fuller

Technology Production: Sergio Arias, Mónica Candelas, Jamie Kostecki, Lauren Krolick

Design: Paula Díaz, Radoslav Mateev, Gabriel Noreña, Andrés Vanegas; DoubleInk Publishing Services

Production: Oscar Díez, Sebastián Díez, Andrés Escobar, Daniel Lopera, Daniela Peláez, Juliana Tobón

© 2022 by Vista Higher Learning, Inc. All rights reserved.

No part of this work may be reproduced or distributed in any form or by any means, electronic or mechanical, including photocopying and recording, or by any information storage or retrieval system without prior written permission from Vista Higher Learning, 500 Boylston Street, Suite 620, Boston, MA 02116-3736.

Student Edition (Perfectbound) ISBN: 978-1-54333-279-7


Teacher's Edition ISBN: 978-1-54333-552-1


Library of Congress Control Number: 2020947401


1 2 3 4 5 6 7 8 9 TC 26 25 24 23 22 21


Printed in Canada.


6 CONTENTS


	Unit 1	Finding Your Place 2
---	---------------	--------------------------------


	Unit 2	A Better Community for a Better World 42
---	---------------	--


	Unit 3	Nature in Balance 82
---	---------------	--------------------------------

	Unit 4	The Vast Universe 122
--	---------------	---------------------------------

	Unit 5	World Myths 162
---	---------------	---------------------------

	Unit 6	Connecting to a Place 202
---	---------------	-------------------------------------


	Unit 7	Naturally Amazing 244
---	---------------	---------------------------------


	Unit 8	Justice for All 286
---	---------------	-------------------------------


How to Use a Dictionary	328
Dictionary	330
Credits	359
Index	363


6

SCOPE AND SEQUENCE

Unit 1	BEFORE YOU Read	Reading	AFTER YOU Read	CONNECT TO Oral Language	CONNECT TO Grammar
 <p>Finding Your Place page 2</p> <p>BIG Idea There are different ways to fit into a school community.</p>	<p>pages 4–7</p> <ul style="list-style-type: none"> Use Prior Knowledge Build Background READING STRATEGY Identify Author's Purpose Vocabulary in Context Develop Vocabulary: Use a Dictionary 	<p>pages 8–17</p> <p>The Roller Coaster Challenge by Annie C. Holdren</p> <ul style="list-style-type: none"> Text Genre: Realistic Narrative 	<p>pages 18–19</p> <ul style="list-style-type: none"> Apply the Reading Strategy: Identify Author's Purpose Discuss the Reading 	<p>pages 20–21</p> <p>Conversation with a Counselor</p> <p>LISTENING STRATEGY Taking Notes</p>	<p>pages 22–25</p> <ul style="list-style-type: none"> time markers review of verb tenses


Unit 2	BEFORE YOU Read	Reading	AFTER YOU Read	CONNECT TO Oral Language	CONNECT TO Grammar
 <p>A Better Community for a Better World page 42</p> <p>BIG Idea It's everyone's responsibility to help make a better world.</p>	<p>pages 44–47</p> <ul style="list-style-type: none"> Use Prior Knowledge Build Background READING STRATEGY Identify Steps in a Process Vocabulary in Context Develop Vocabulary: Suffixes with -ion 	<p>pages 48–57</p> <p>A Different Kind of Library by Mari Vargo</p> <ul style="list-style-type: none"> Text Genre: Realistic Narrative 	<p>pages 58–59</p> <ul style="list-style-type: none"> Apply the Reading Strategy: Identify Steps in a Process Discuss the Reading 	<p>pages 60–61</p> <p>A Conversation About a Process</p> <p>LISTENING STRATEGY Listen for Steps in a Process</p>	<p>pages 62–65</p> <ul style="list-style-type: none"> prepositional phrases infinitives of purpose


CONNECT TO Language Arts	CONNECT TO Science	CONNECT TO Music	CONNECT TO Art	CONNECT TO Writing	CONNECT TO Media
<p>pages 26–29</p> <p>Realistic Narrative <i>The Tryouts</i></p> <ul style="list-style-type: none"> Text Elements: Point of View Tools for Writing: Sentences, Fragments, and Clauses Word Study: Synonyms 	<p>pages 30–31</p> <p>Laws of Motion</p> <p>CONNECT TO Social Studies</p> <p>pages 32–33</p> <p>Social Groups and Communities</p> <p>CONNECT TO Mathematics</p> <p>pages 34–35</p> <p>Ratios and Unit Rates</p>	<p>page 36</p> <p>Listen and Sing <i>We’ve Got Clubs</i></p>	<p>page 37</p> <p>Community Art</p>	<p>pages 38–40</p> <p>Narrative Writing Write a Realistic Narrative</p> <p>WRITING STRATEGY Point of View</p>	<p>page 41</p> <p>Video <i>Khaya</i></p> 


CONNECT TO Language Arts	CONNECT TO Science	CONNECT TO Music	CONNECT TO Art	CONNECT TO Writing	CONNECT TO Media
<p>pages 66–69</p> <p>Biography <i>Xiuhtezcatl Martinez, Youth Activist</i></p> <ul style="list-style-type: none"> Text Elements: Character Traits Tools for Writing: Combining Sentences with Clauses Word Study: Multiple-meaning Words 	<p>pages 70–71</p> <p>Criteria and Constraints</p> <p>CONNECT TO Social Studies</p> <p>pages 72–73</p> <p>Including Others</p> <p>CONNECT TO Mathematics</p> <p>pages 74–75</p> <p>Integers, Decimals, and Fractions</p>	<p>page 76</p> <p>Listen and Sing <i>In Our Community</i></p>	<p>page 77</p> <p>Architecture</p>	<p>pages 78–80</p> <p>A Process Describe a Process</p> <p>WRITING STRATEGY Giving Instructions</p>	<p>page 81</p> <p>Video <i>Helping Your Community</i></p> 


6

SCOPE AND SEQUENCE

Unit 3	BEFORE YOU Read	Reading	AFTER YOU Read	CONNECT TO Oral Language	CONNECT TO Grammar
 <p>Nature in Balance page 82</p> <p>BIG Idea Every living thing needs other living things to survive.</p>	<p>pages 84–87</p> <ul style="list-style-type: none"> • Use Prior Knowledge • Build Background • READING STRATEGY Sequence • Vocabulary in Context • Develop Vocabulary: Prefix <i>-inter</i> 	<p>pages 88–97</p> <p>Biomes and the Cycles of Life by Angela Maria Padron</p> <ul style="list-style-type: none"> • Text Genre: Informational Article 	<p>pages 98–99</p> <ul style="list-style-type: none"> • Apply the Reading Strategy: Sequence • Discuss the Reading 	<p>pages 100–101</p> <p>Narrative LISTENING STRATEGY Dialogue</p>	<p>pages 102–105</p> <ul style="list-style-type: none"> • subject and object pronouns • possessive adjectives


Unit 4	BEFORE YOU Read	Reading	AFTER YOU Read	CONNECT TO Oral Language	CONNECT TO Grammar
 <p>The Vast Universe page 122</p> <p>BIG Idea Earth and its solar system are a tiny part of the vast universe.</p>	<p>pages 124–127</p> <ul style="list-style-type: none"> • Use Prior Knowledge • Build Background • READING STRATEGY Main Idea and Supporting Details • Vocabulary in Context • Develop Vocabulary: Use a Dictionary 	<p>pages 128–137</p> <p>Our Place in the Universe by Patricia E. Acosta</p> <ul style="list-style-type: none"> • Text Genre: Informational Article 	<p>pages 138–139</p> <ul style="list-style-type: none"> • Apply the Reading Strategy: Main Idea and Supporting Details • Discuss the Reading 	<p>pages 140–141</p> <p>Lecture LISTENING STRATEGY Listening for Examples and Details</p>	<p>pages 142–145</p> <ul style="list-style-type: none"> • comparative adjectives • superlative adjectives


CONNECT TO Language Arts	CONNECT TO Science	CONNECT TO Music	CONNECT TO Art	CONNECT TO Writing	CONNECT TO Media
<p>pages 106–109</p> <p>Persuasive Text Letter to the Editor</p> <ul style="list-style-type: none"> Text Elements: Opinion with Support Tools for Writing: Commas Word Study: Prefixes 	<p>pages 110–111</p> <p>Photosynthesis</p> <p>CONNECT TO Social Studies</p> <p>pages 112–113</p> <p>How the Government Makes a Law</p> <p>CONNECT TO Mathematics</p> <p>pages 114–115</p> <p>Factors and Multiples</p>	<p>page 116</p> <p>Listen and Sing <i>The Green Grass Grew All Around</i></p>	<p>page 117</p> <p>Elements of Art</p>	<p>pages 118–120</p> <p>Narrative Writing Write an Adventure Story</p> <p>WRITING STRATEGY Choose a Setting</p>	<p>page 121</p> <p>Video <i>We Love Animals</i></p> 


CONNECT TO Language Arts	CONNECT TO Science	CONNECT TO Music	CONNECT TO Art	CONNECT TO Writing	CONNECT TO Media
<p>pages 146–149</p> <p>Science Fiction <i>New Friends on Another Planet</i></p> <ul style="list-style-type: none"> Text Elements: Setting and Plot Tools for Writing: Commas After Introductory Elements Word Study: Latin and Greek Roots 	<p>pages 150–151</p> <p>Gravity</p> <p>CONNECT TO Social Studies</p> <p>pages 152–153</p> <p>International Cooperation</p> <p>CONNECT TO Mathematics</p> <p>pages 154–155</p> <p>Using Percentages</p>	<p>page 156</p> <p>Listen and Sing <i>The Visitor</i></p>	<p>page 157</p> <p>New Perspectives</p>	<p>pages 158–160</p> <p>Description Write a Compare and Contrast Essay</p> <p>WRITING STRATEGY Writing an Introduction and a Conclusion</p>	<p>page 161</p> <p>Video <i>To Scale: The Solar System</i></p> 


6

SCOPE AND SEQUENCE

Unit 5	BEFORE YOU Read	Reading	AFTER YOU Read	CONNECT TO Oral Language	CONNECT TO Grammar
 <p>World Myths page 162</p> <p>BIG Idea People use myths to explain how the world works and to teach lessons.</p>	<p>pages 164–167</p> <ul style="list-style-type: none"> • Use Prior Knowledge • Build Background • READING STRATEGY Cause and Effect • Vocabulary in Context • Develop Vocabulary: Use a Dictionary for Syllables 	<p>pages 168–177</p> <p>Daedalus and Icarus Retold by Angela Maria Padron</p> <ul style="list-style-type: none"> • Text Genre: Myth 	<p>pages 178–179</p> <ul style="list-style-type: none"> • Apply the Reading Strategy: Cause and Effect • Discuss the Reading 	<p>pages 180–181</p> <p>Myth</p> <p>LISTENING STRATEGY Cause and Effect</p>	<p>pages 182–185</p> <ul style="list-style-type: none"> • cohesion, part 1 • cohesion, part 2


Unit 6	BEFORE YOU Read	Reading	AFTER YOU Read	CONNECT TO Oral Language	CONNECT TO Grammar
 <p>Connecting to a Place page 202</p> <p>BIG Idea Everyone has a special place and a personal story.</p>	<p>pages 204–207</p> <ul style="list-style-type: none"> • Use Prior Knowledge • Build Background • READING STRATEGY Visualize • Vocabulary in Context • Develop Vocabulary: Positive and Negative Connotation 	<p>pages 208–219</p> <p>On My Block Edited by Dana Goldberg</p> <ul style="list-style-type: none"> • Text Genre: Memoir 	<p>pages 220–221</p> <ul style="list-style-type: none"> • Apply the Reading Strategy: Visualize • Discuss the Reading 	<p>pages 222–223</p> <p>Interviews</p> <p>LISTENING STRATEGY Listen for Register and Tone</p>	<p>pages 224–227</p> <ul style="list-style-type: none"> • apostrophes with contractions • using apostrophes to show possession


CONNECT TO Language Arts	CONNECT TO Science	CONNECT TO Music	CONNECT TO Art	CONNECT TO Writing	CONNECT TO Media
<p>pages 186–189</p> <p>Folktale <i>Anansi and Turtle</i></p> <ul style="list-style-type: none"> Text Elements: Personification Tools for Writing: Conjunctive Adverbs Word Study: Antonyms 	<p>pages 190–191</p> <p>Earth and the Solar System</p> <p>CONNECT TO Social Studies</p> <p>pages 192–193</p> <p>The United States Government</p> <p>CONNECT TO Mathematics</p> <p>pages 194–195</p> <p>Surface Area</p>	<p>page 196</p> <p>Listen and Sing <i>You're a Grand Old Flag</i></p>	<p>page 197</p> <p>Mythology in Art</p>	<p>pages 198–200</p> <p>Narrative Writing Write a Myth</p> <p>WRITING STRATEGY Brainstorming</p>	<p>page 201</p> <p>Video <i>Pandora's Box</i></p> 


CONNECT TO Language Arts	CONNECT TO Science	CONNECT TO Music	CONNECT TO Art	CONNECT TO Writing	CONNECT TO Media
<p>pages 228–231</p> <p>Drama <i>The Baseball Game</i></p> <ul style="list-style-type: none"> Text Elements: Drama Tools for Writing: Adverbs Word Study: Shades of Meaning 	<p>pages 232–233</p> <p>Protecting Nature</p> <p>CONNECT TO Social Studies</p> <p>pages 234–235</p> <p>Migration</p> <p>CONNECT TO Mathematics</p> <p>pages 236–237</p> <p>Recognizing Statistical Questions</p>	<p>page 238</p> <p>Listen and Sing <i>Home on the Range</i></p>	<p>page 239</p> <p>Drawing with Perspective</p>	<p>pages 240–242</p> <p>Correspondence Write a Persuasive Letter</p> <p>WRITING STRATEGY Elements of a Letter</p>	<p>page 243</p> <p>Video <i>Redwood National Park</i></p> 


6

SCOPE AND SEQUENCE

Unit 7	BEFORE YOU Read	Reading	AFTER YOU Read	CONNECT TO Oral Language	CONNECT TO Grammar
 <p>Naturally Amazing page 244</p> <p>BIG Idea Everyone has special talents.</p>	<p>pages 246–249</p> <ul style="list-style-type: none"> • Use Prior Knowledge • Build Background • READING STRATEGY Synthesize Information from Texts • Vocabulary in Context • Develop Vocabulary: Suffixes <i>-ic</i>, <i>-ive</i>, and <i>-ious</i> 	<p>pages 250–261</p> <p>The Bee Hummingbird by Emma Romeu</p> <ul style="list-style-type: none"> • Text Genre: Informational Text and Fable 	<p>pages 262–263</p> <ul style="list-style-type: none"> • Apply the Reading Strategy: Synthesize Information from Texts • Discuss the Reading 	<p>pages 264–265</p> <p>Lecture</p> <p>LISTENING STRATEGY Listen for Anecdotes</p>	<p>pages 266–269</p> <ul style="list-style-type: none"> • subordinating conjunctions, part 1 • subordinating conjunctions, part 2

Unit 8	BEFORE YOU Read	Reading	AFTER YOU Read	CONNECT TO Oral Language	CONNECT TO Grammar
 <p>Justice for All page 286</p> <p>BIG Idea Everyone deserves equal rights.</p>	<p>pages 288–291</p> <ul style="list-style-type: none"> • Use Prior Knowledge • Build Background • READING STRATEGY 5 W Questions • Vocabulary in Context • Develop Vocabulary: Use Context 	<p>pages 292–303</p> <p>César Chávez and Dolores Huerta by Alma Flor Ada and F. Isabel Campoy</p> <ul style="list-style-type: none"> • Text Genre: Biography 	<p>pages 304–305</p> <ul style="list-style-type: none"> • Apply the Reading Strategy: 5 W Questions • Discuss the Reading 	<p>pages 306–307</p> <p>Peers Helping Peers</p> <p>LISTENING STRATEGY Listening for Opinions</p>	<p>pages 308–311</p> <ul style="list-style-type: none"> • adjective clauses, part 1 • adjective clauses, part 2

CONNECT TO Language Arts	CONNECT TO Science	CONNECT TO Music	CONNECT TO Art	CONNECT TO Writing	CONNECT TO Media
<p>pages 270–273</p> <p>Poetry</p> <p>“Tree”</p> <p>“Bats”</p> <p>“Crickets”</p> <p>by Humberto Ak’abal</p> <ul style="list-style-type: none"> Text Elements: Figurative Language Tools for Writing: Sentence Variety Word Study: Onomatopoeia 	<p>pages 274–275</p> <p>Regeneration</p> <p>CONNECT TO Social Studies</p> <p>pages 276–277</p> <p>Personal Development</p> <p>CONNECT TO Mathematics</p> <p>pages 278–279</p> <p>Measures of Central Tendency</p>	<p>page 280</p> <p>Listen and Sing</p> <p><i>What Can They Do?</i></p>	<p>page 281</p> <p>Colors</p>	<p>pages 282–284</p> <p>Response to Literature</p> <p>Write a Response to a Story</p> <p>WRITING STRATEGY</p> <p>Choosing a Writing Topic</p>	<p>page 285</p> <p>Video</p> <p><i>The Ability to Learn from Each Other</i></p> 

CONNECT TO Language Arts	CONNECT TO Science	CONNECT TO Music	CONNECT TO Art	CONNECT TO Writing	CONNECT TO Media
<p>pages 312–315</p> <p>Legend</p> <p><i>The Legend of Robin Hood</i></p> <ul style="list-style-type: none"> Text Elements: Plot Tools for Writing: Citing Sources Word Study: Homophones 	<p>pages 316–317</p> <p>Earth and Human Activity</p> <p>CONNECT TO Social Studies</p> <p>pages 318–319</p> <p>The Civil Rights Movement</p> <p>CONNECT TO Mathematics</p> <p>pages 320–321</p> <p>The Coordinate Plane</p>	<p>page 322</p> <p>Listen and Sing</p> <p><i>We Shall Overcome</i></p>	<p>page 323</p> <p>Memorials</p>	<p>pages 324–326</p> <p>Informational Writing</p> <p>Research Report</p> <p>WRITING STRATEGY</p> <p>Evaluating Sources</p>	<p>page 327</p> <p>Video</p> <p><i>The Stolen Smell</i></p> 

How to Use a Dictionary 328

Dictionary 330

Credits 359

Index 363