




1

SCOPE AND SEQUENCE

Connect with English Level 1

Unit 1	CONNECT TO The Theme	BEFORE YOU Read	Reading	AFTER YOU Read	CONNECT TO Oral Language
 <p>School page 2</p> <p>BIG Idea We learn every day.</p>	<p>pages 4–5</p> <ul style="list-style-type: none"> Song: <i>The More We Play Together</i> Vocabulary (school activities) 	<p>pages 6–7</p> <ul style="list-style-type: none"> READING STRATEGY Use Picture Clues Vocabulary: Key Words 	<p>pages 10–19</p> <p>It's Time for School by John Hicks</p> <ul style="list-style-type: none"> Text Genre: Fiction 	<p>pages 20–21</p> <ul style="list-style-type: none"> Reread Retell: Use Picture Clues Reflect 	<p>pages 22–23</p> <ul style="list-style-type: none"> School Supplies Ask and Answer
		<p>CONNECT TO Phonics</p> <p>pages 8–9</p> <ul style="list-style-type: none"> Consonants: s, m, b, t Short Vowel: a 			


Unit 2	CONNECT TO The Theme	BEFORE YOU Read	Reading	AFTER YOU Read	CONNECT TO Oral Language
 <p>Our Five Senses page 44</p> <p>BIG Idea Our five senses help us understand the world.</p>	<p>pages 46–47</p> <ul style="list-style-type: none"> Song: <i>The Senses Song</i> Vocabulary (parts of the body) 	<p>pages 48–49</p> <ul style="list-style-type: none"> READING STRATEGY Author's Purpose Vocabulary: Key Words 	<p>pages 52–63</p> <p>My Five Senses by Alik</p> <ul style="list-style-type: none"> Text Genre: Nonfiction 	<p>pages 64–65</p> <ul style="list-style-type: none"> Reread Retell: Author's Purpose Reflect 	<p>pages 66–67</p> <ul style="list-style-type: none"> Feelings Ask and Answer
		<p>CONNECT TO Phonics</p> <p>pages 50–51</p> <ul style="list-style-type: none"> Consonants: f, r, c, d Short Vowels: o, i 			


CONNECT TO Grammar	CONNECT TO Language Arts	CONNECT TO Science	CONNECT TO Music	CONNECT TO Writing	CONNECT TO Media
<p>pages 24–27</p> <ul style="list-style-type: none"> nouns pronouns: <i>it, they, we</i> 	<p>pages 28–29</p> <p>Poetry <i>My School</i></p>	<p>pages 30–31</p> <p>Learn About Science</p>	<p>page 36</p> <p>Song <i>A Friend of Mine</i></p>	<p>pages 38–42</p> <p>Tools for Writing a and an</p> <p>Write About School</p>	<p>page 43</p> <p>Video <i>Back to School</i></p> 
		<p>CONNECT TO Social Studies</p>	<p>CONNECT TO Art</p>		
		<p>pages 32–33</p> <p>People and Places at School</p>	<p>page 37</p> <p>Create a Color Wheel</p>		
		<p>CONNECT TO Mathematics</p>			
		<p>pages 34–35</p> <p>Counting</p>			


CONNECT TO Grammar	CONNECT TO Language Arts	CONNECT TO Science	CONNECT TO Music	CONNECT TO Writing	CONNECT TO Media
<p>pages 68–71</p> <ul style="list-style-type: none"> pronouns: <i>I, you, he, she</i> present tense verbs 	<p>pages 72–73</p> <p>Correspondence <i>Dear Grandma,</i></p>	<p>pages 74–75</p> <p>The Five Senses</p>	<p>page 80</p> <p>Song <i>Head, Shoulders, Knees, and Toes</i></p>	<p>pages 82–86</p> <p>Tools for Writing Capital Letters</p> <p>Write a Letter</p>	<p>page 87</p> <p>Video <i>The Five Senses</i></p> 
		<p>CONNECT TO Social Studies</p>	<p>CONNECT TO Art</p>		
		<p>pages 76–77</p> <p>Holidays and Celebrations</p>	<p>page 81</p> <p>Draw a Self-Portrait</p>		
		<p>CONNECT TO Mathematics</p>			
		<p>pages 78–79</p> <p>Counting and Graphing</p>			


1

SCOPE AND SEQUENCE

Unit 3	CONNECT TO The Theme	BEFORE YOU Read	Reading	AFTER YOU Read	CONNECT TO Oral Language
 <p>Home page 88</p> <p>BIG Idea Families do things together.</p>	<p>pages 90–91</p> <ul style="list-style-type: none"> Poem: <i>Over the River and Through the Wood</i> Vocabulary (home activities) 	<p>pages 92–93</p> <ul style="list-style-type: none"> READING STRATEGY Sequence Vocabulary: Key Words 	<p>pages 96–105</p> <p>Where Is Baby Bear? by Sarah Fash</p> <ul style="list-style-type: none"> Text Genre: Realistic Fiction 	<p>pages 106–107</p> <ul style="list-style-type: none"> Reread Retell: Sequence Reflect 	<p>pages 108–109</p> <ul style="list-style-type: none"> My Family Ask and Answer
		<p>CONNECT TO Phonics</p> <p>pages 94–95</p> <ul style="list-style-type: none"> Consonants: h, p, k, l Short Vowels: u, e 			


Unit 4	CONNECT TO The Theme	BEFORE YOU Read	Reading	AFTER YOU Read	CONNECT TO Oral Language
 <p>Staying Healthy page 130</p> <p>BIG Idea Everyone can be healthy.</p>	<p>pages 132–133</p> <ul style="list-style-type: none"> Song: <i>Wash Your Hands</i> Vocabulary (healthy routine activities) 	<p>pages 134–135</p> <ul style="list-style-type: none"> READING STRATEGY Make Connections Vocabulary: Key Words 	<p>pages 138–147</p> <p>Charlie and the Germs by Jennifer Trujillo</p> <ul style="list-style-type: none"> Text Genre: Fiction 	<p>pages 148–149</p> <ul style="list-style-type: none"> Reread Retell: Make Connections Reflect 	<p>pages 150–151</p> <ul style="list-style-type: none"> What's for lunch? Ask and Answer
		<p>CONNECT TO Phonics</p> <p>pages 136–137</p> <ul style="list-style-type: none"> Consonants: p, g, j, n Spelling Pattern: CVC and Short Vowels: a, e, i, o, u 			


CONNECT TO Grammar	CONNECT TO Language Arts	CONNECT TO Science	CONNECT TO Music	CONNECT TO Writing	CONNECT TO Media
<p>pages 110–113</p> <ul style="list-style-type: none"> • prepositions • nouns and proper nouns 	<p>pages 114–115</p> <p>A Description <i>My Home</i></p>	<p>pages 116–117</p> <p>Living and Nonliving Things</p>	<p>page 122</p> <p>Song <i>Are You Sleeping?</i></p>	<p>pages 124–128</p> <p>Tools for Writing Sentences</p> <p>Write a Description</p>	<p>page 129</p> <p>Video <i>Head Up!</i></p> 
		<p>CONNECT TO Social Studies</p> <p>pages 118–119</p> <p>Traditions</p>	<p>CONNECT TO Art</p> <p>page 123</p> <p>Design a House</p>		
		<p>CONNECT TO Mathematics</p> <p>pages 120–121</p> <p>Telling Time</p>			


CONNECT TO Grammar	CONNECT TO Language Arts	CONNECT TO Science	CONNECT TO Music	CONNECT TO Writing	CONNECT TO Media
<p>pages 152–155</p> <ul style="list-style-type: none"> • commands • subject-verb agreement 	<p>pages 156–157</p> <p>How-to Texts <i>How to Play Baseball</i></p>	<p>pages 158–159</p> <p>Germs and How to Stay Healthy</p>	<p>page 164</p> <p>Song <i>This Is the Way</i></p>	<p>pages 166–170</p> <p>Tools for Writing Types of Sentences</p> <p>Write a Recipe</p>	<p>page 171</p> <p>Video <i>Brush Your Teeth</i></p> 
		<p>CONNECT TO Social Studies</p> <p>pages 160–161</p> <p>Where does your food come from?</p>	<p>CONNECT TO Art</p> <p>page 165</p> <p>Create a Landscape Painting</p>		
		<p>CONNECT TO Mathematics</p> <p>pages 162–163</p> <p>Addition and Subtraction</p>			


1

SCOPE AND SEQUENCE


Unit 5	CONNECT TO The Theme	BEFORE YOU Read	Reading	AFTER YOU Read	CONNECT TO Oral Language
 <p>Nature page 172</p> <p>BIG Idea Nature changes.</p>	<p>pages 174–175</p> <ul style="list-style-type: none"> • Song: <i>Rain, Rain, Go Away</i> • Vocabulary (weather) 	<p>pages 176–177</p> <ul style="list-style-type: none"> • READING STRATEGY Organize Details • Vocabulary: Key Words 	<p>pages 180–189</p> <p>Plants Grow by Kasia McNabb</p> <ul style="list-style-type: none"> • Text Genre: Science Article 	<p>pages 190–191</p> <ul style="list-style-type: none"> • Reread • Retell: Organize Details • Reflect 	<p>pages 192–193</p> <ul style="list-style-type: none"> • Healthy Living Things • Ask and Answer
		<p>CONNECT TO Phonics</p> <p>pages 178–179</p> <ul style="list-style-type: none"> • Consonants: q, v, x, z • Long Vowel: a 			


Unit 6	CONNECT TO The Theme	BEFORE YOU Read	Reading	AFTER YOU Read	CONNECT TO Oral Language
 <p>The Animal World page 214</p> <p>BIG Idea Animals are different.</p>	<p>pages 216–217</p> <ul style="list-style-type: none"> • Song: <i>Old MacDonald Had a Farm</i> • Vocabulary (animals and how they move) 	<p>pages 218–219</p> <ul style="list-style-type: none"> • READING STRATEGY Same and Different • Vocabulary: Key Words 	<p>pages 222–231</p> <p>Who Wants to Play? by Sarah Fash</p> <ul style="list-style-type: none"> • Text Genre: Animal Fantasy 	<p>pages 232–233</p> <ul style="list-style-type: none"> • Reread • Retell: Same and Different • Reflect 	<p>pages 234–235</p> <ul style="list-style-type: none"> • Animal Features • Ask and Answer
		<p>CONNECT TO Phonics</p> <p>pages 220–221</p> <ul style="list-style-type: none"> • Consonants: y, w, c, g • Spelling Pattern: CVCe and Long Vowel: o 			


CONNECT TO Grammar	CONNECT TO Language Arts	CONNECT TO Science	CONNECT TO Music	CONNECT TO Writing	CONNECT TO Media
<p>pages 194–197</p> <ul style="list-style-type: none"> • compound words • verbs 	<p>pages 198–199</p> <p>Poetry <i>Sun Song</i> by Pat Mora</p>	<p>pages 200–201</p> <p>Scientists in Action</p>	<p>page 206</p> <p>Song <i>Happy When It's Rainy</i></p>	<p>pages 208–212</p> <p>Tools for Writing Ask Questions</p> <p>Write an Informational Paragraph</p>	<p>page 213</p> <p>Video <i>The Little Thief</i></p> 
		<p>CONNECT TO Social Studies</p> <p>pages 202–203</p> <p>Rain Is Helpful and Harmful</p>	<p>CONNECT TO Art</p> <p>page 207</p> <p>Paint a Sunflower</p>		
		<p>CONNECT TO Mathematics</p> <p>pages 204–205</p> <p>Graph Information</p>			


CONNECT TO Grammar	CONNECT TO Language Arts	CONNECT TO Science	CONNECT TO Music	CONNECT TO Writing	CONNECT TO Media
<p>pages 236–239</p> <ul style="list-style-type: none"> • adjectives • placement of adjectives 	<p>pages 240–241</p> <p>Fables <i>The Lion and the Mouse</i></p>	<p>pages 242–243</p> <p>Explain a Life Cycle</p>	<p>page 248</p> <p>Song <i>At the Zoo</i></p>	<p>pages 250–254</p> <p>Tools for Writing Commas</p> <p>Write a Description</p>	<p>page 255</p> <p>Video <i>Mouse for Sale</i></p> 
		<p>CONNECT TO Social Studies</p> <p>pages 244–245</p> <p>Responsible Pet Care</p>	<p>CONNECT TO Art</p> <p>page 249</p> <p>Design a Lion Mask</p>		
		<p>CONNECT TO Mathematics</p> <p>pages 246–247</p> <p>Measure</p>			

1 SCOPE AND SEQUENCE

Unit 7	CONNECT TO The Theme	BEFORE YOU Read	Reading	AFTER YOU Read	CONNECT TO Oral Language
 <p>Community page 256</p> <p>BIG Idea In a community, people help each other.</p>	<p>pages 258–259</p> <ul style="list-style-type: none"> • Song: <i>What Is My Job?</i> • Vocabulary (jobs) 	<p>pages 260–261</p> <ul style="list-style-type: none"> • READING STRATEGY Summarize • Vocabulary: Key Words 	<p>pages 264–273</p> <p>The Storm by Kasia McNabb</p> <ul style="list-style-type: none"> • Text Genre: Fiction 	<p>pages 274–275</p> <ul style="list-style-type: none"> • Reread • Retell: Summarize • Reflect 	<p>pages 276–277</p> <ul style="list-style-type: none"> • Community Helpers • Ask and Answer
		<p>CONNECT TO Phonics</p> <p>pages 262–263</p> <ul style="list-style-type: none"> • Initial Consonant Blends: fl, pl, sl, gl • Spelling Pattern: CVCe and Long Vowels: i, e, u 			

Unit 8	CONNECT TO The Theme	BEFORE YOU Read	Reading	AFTER YOU Read	CONNECT TO Oral Language
 <p>Our World page 298</p> <p>BIG Idea People and places make our world special.</p>	<p>pages 300–301</p> <ul style="list-style-type: none"> • Song: <i>I Love the Mountains</i> • Vocabulary (directions on a map) 	<p>pages 302–303</p> <ul style="list-style-type: none"> • READING STRATEGY Ask Questions • Vocabulary: Key Words 	<p>pages 306–319</p> <p>Celebrate Earth Day with Ms. Rivera's Class by Kasia McNabb</p> <ul style="list-style-type: none"> • Text Genre: Realistic Fiction and Drama 	<p>pages 320–321</p> <ul style="list-style-type: none"> • Reread • Retell: Ask Questions • Reflect 	<p>pages 322–323</p> <ul style="list-style-type: none"> • Sam's Trip • Ask and Answer
		<p>CONNECT TO Phonics</p> <p>pages 304–305</p> <ul style="list-style-type: none"> • R-Controlled Vowels: er, ir, ur, or, ar • Spelling Pattern: y as a Vowel 			

CONNECT TO Grammar	CONNECT TO Language Arts	CONNECT TO Science	CONNECT TO Music	CONNECT TO Writing	CONNECT TO Media
<p>pages 278–281</p> <ul style="list-style-type: none"> • <i>was</i> and <i>were</i> • <i>should</i> and <i>should not</i> 	<p>pages 282–283</p> <p>A Journal Entry</p>	<p>pages 284–285</p> <p>Sound</p>	<p>page 290</p> <p>Song <i>What Do People Do?</i></p>	<p>pages 292–296</p> <p>Tools for Writing Time Words</p> <p>Write a Journal Entry</p>	<p>page 297</p> <p>Video <i>Ant</i></p> 
		<p>CONNECT TO Social Studies</p> <p>pages 286–287</p> <p>Read a Map</p>	<p>CONNECT TO Art</p> <p>page 291</p> <p>Design a Model of Your Community</p>		
		<p>CONNECT TO Mathematics</p> <p>pages 288–289</p> <p>Solve Problems Using Graphs</p>			

CONNECT TO Grammar	CONNECT TO Language Arts	CONNECT TO Science	CONNECT TO Music	CONNECT TO Writing	CONNECT TO Media
<p>pages 324–327</p> <ul style="list-style-type: none"> • past tense verbs • more past tense verbs 	<p>pages 328–329</p> <p>Biography <i>Jane Goodall</i></p>	<p>pages 330–331</p> <p>What Is Light?</p>	<p>page 336</p> <p>Song <i>We've Got the Whole World in Our Hands</i></p>	<p>pages 338–342</p> <p>Tools for Writing Showing Possession</p> <p>Write a Biography</p>	<p>page 343</p> <p>Video <i>Communities We Belong To</i></p> 
		<p>CONNECT TO Social Studies</p> <p>pages 332–333</p> <p>World Landmarks</p>	<p>CONNECT TO Art</p> <p>page 337</p> <p>Draw a Flag</p>		
		<p>CONNECT TO Mathematics</p> <p>pages 334–335</p> <p>Word Problems</p>			

How to Use a Dictionary	344
Picture Dictionary	346
Credits	363
Index	367