

The New Student

TEACHER NOTES

Overview: This English language arts reader describes a young girl's first day at a brand-new school. The realistic fiction text depicts Ana's experience as she finds her way around the school with the help of a kind teacher and a new friend.

BEFORE READING

Level A: Have students look at pages 2–7 and talk about words they know based on the pictures and text. Then, introduce the reader: *This book is about Ana. She is a new student. She is lost. Ana meets a teacher. She meets a student. They help Ana. Read to see how Ana finds places in the school.*

Levels B and C: Have students look at pages 2–3 and ask them to predict what the book will be about. Then, introduce the reader: *This book is about Ana. She is a new student. She has trouble finding her classroom. Ana meets a helpful teacher and another student. They help Ana. Ana and her new friend use clues to find their rooms. Read to see how Ana finds her classroom and other places in the school.*

For Level C, point out the *Know It All* and *Extra!* information boxes throughout the story. Tell students that this is additional information to read after they finish the page of the story.

VOCABULARY

Briefly introduce each vocabulary term by using it in a sentence as well as by using gestures and images. Have students talk about the terms and use background knowledge to create new sentences. Bolded terms in the chart can be found in the text and glossary. Terms not bolded can be found in the text only. Have students indicate comprehension of each term through gesturing or using the term in a sentence.

DURING READING

Level A: Remind students to match the bolded vocabulary terms with images on the pages. Also remind them to preview pictures and reread pages to improve comprehension.

Levels B and C: Have students write down any unknown words to clarify with a teacher or peer after reading.

LEVEL A Vocabulary

art room	help
cafeteria	hungry
classroom	library
friends	lost
gym	lunch
hallway	paint

LEVEL B Vocabulary

art room	high-five
cafeteria	hungry
classroom	library
frown	lost
gym	tray
hallway	worried

LEVEL C Vocabulary

alone	folder
anxious	huge
artwork	hungry
cafeteria	locker
calm down	lungs
confused	nervous
echo	recognize

AFTER READING

Have students complete the reading comprehension questions on the Activity Sheet. Give time to discuss the book in pairs or small groups.

Level A: Help students summarize the story in simple, complete sentences. For example: *Ana is a new student. She is lost. She asks a teacher for help. Then Ana gets lost again. Ana meets Erika. Erika is lost too. They help each other. Then the girls go to lunch.*

Reinforce vocabulary through questions. For example:

- *What do students do in the **art room**? (Students paint in the **art room**.)*
- *What do students do in the **cafeteria**? (Students eat lunch in the **cafeteria**.)*

Levels B and C: Encourage students to go back to the text and cite evidence when answering questions from the Activity Sheet. For example: *On page 9 of Level B, it says that Ana and Erika find a room with a lot of books. This is how they know it is the library.*

ANSWER KEY ACTIVITY SHEET: The New Student

Level A	Level B/C
1. b	1. b
2. a	2. c
3. a	3. b
4. c	4. a
Vocabulary: 1. library; 2. hungry; 3. cafeteria; 4. paint	5. c
	Vocabulary: 1. c; 2. a; 3. b; 4. b

ANSWER KEY QUIZ: The New Student

Level A	Level B/C
1. b	1. b
2. b	2. a
3. a	3. b
4. c	4. d
5. b	5. b

ACTIVITY SHEET The New Student

LEVEL A

Choose the correct picture.

1. Which one is Ana?




2. Which one is Erika?






3. Which room does Ana see first?



4. Which one shows where Ana eats lunch?



Vocabulary Review: Choose the correct answer.

- | | | | |
|--|---------------------|---|----------------|
| 1.  | art room
library | 2.  | hungry
lost |
| 3.  | cafeteria
gym | 4.  | paint
lunch |

ACTIVITY SHEET The New Student

LEVELS B AND C

Choose the correct answer.

1. Ana gets lost in the _____.
a. classroom b. school c. cafeteria
2. Which room does Ana look for first?
a. gym b. library c. classroom
3. Ana and Erika smell _____ in the library.
a. food b. books c. paint
4. Ana and Erika smell _____ in the art room.
a. paint b. food c. books
5. Which shows that Ana and Erika are happy?
a. Ana and Erika smell paint. b. Ana and Erika eat lunch. c. Ana and Erika high-five.

Vocabulary Review: Choose the correct answer.

1. Ana's teacher helps her when she is _____.
a. frown b. hungry c. lost
2. Ana feels _____ at her new school.
a. worried b. frown c. hungry
3. Ana has a _____ on her face.
a. tray b. frown c. high-five
4. Ana and Erika find the _____ together.
a. tray b. cafeteria c. lost


QUIZ The New Student

Score
_____/25

LEVEL A

Choose the correct picture. (5 points per question)

1. Which one shows the problem?



2. Which one is the teacher?



3. Who helps Ana?



4. Which one is the art room?



5. Which one is the cafeteria?



Name _____

Date _____

QUIZ The New Student

Score
_____/25

LEVELS B AND C

Choose the correct answer. (5 points per question)

1. Why is Ana lost?
 - a. Her new school is old.
 - b. Her new school is big.
 - c. She smells books.
 - d. She smells paint.

2. Erika helps Ana find the _____.
 - a. art room
 - b. library
 - c. cafeteria
 - d. gym

3. Ana helps Erika find the _____.
 - a. art room
 - b. library
 - c. classroom
 - d. gym

4. Which happens first?
 - a. Ana meets a new friend.
 - b. Ana and Erika have lunch.
 - c. Mrs. Clay helps Ana.
 - d. Ana is lost at her new school.

5. Which happens last?
 - a. Ana meets a new friend.
 - b. Ana and Erika have lunch.
 - c. Mrs. Clay helps Ana.
 - d. Ana is lost at her new school.

Social Studies and You

TEACHER NOTES

Overview: This nonfiction reader describes the meaning of social studies. The text provides examples of social studies through photos and real-life descriptions.

BEFORE READING

Level A: Have students look at pages 2–7 and talk about words they know based on the pictures and text. Then, introduce the reader: *This book is about social studies. Social studies is about people. It is about places. Social studies is about rules and laws too. Social studies is about your community. It is about the whole world. Read to learn all about social studies.*

Levels B and C: Have students look at pages 2–3 and ask them to predict what the book will be about. Then, introduce the reader: *This book is about social studies. Social studies is about people and places. It is about laws and government. Social studies tells about the past. It is about taking care of your community and the whole world. Read to learn how social studies can help you be a good citizen.*

For Level C, point out the *Know It All* and *Extra!* information boxes throughout the story. Tell students that this is additional information to read after they finish the page of the story.

VOCABULARY

Briefly introduce each vocabulary term by using it in a sentence as well as by using gestures and images. Have students talk about the terms and use background knowledge to create new sentences. Bolded terms in the chart can be found in the text and glossary. Terms not bolded can be found in the text only. Have students indicate comprehension of each term through gesturing or using the term in a sentence.

DURING READING

Level A: Remind students to match the bolded vocabulary terms with images on the pages. Also remind them to preview pictures and reread pages to improve comprehension.

Levels B and C: Have students write down any unknown words to clarify with a teacher or peer after reading.

LEVEL A Vocabulary

business	leader
desert	map
Earth	news
geography	rules
government	social
history	together

LEVEL B Vocabulary

business	government
countries	history
Earth	responsibility
election	social
geography	

LEVEL C Vocabulary

citizen	interact
community	mural
Congress	pioneer
geography	process
goods	responsibility
government	service
historian	

AFTER READING

Have students complete the reading comprehension questions on the Activity Sheet. Give time to discuss the book in pairs or small groups.

Level A: Help students summarize the story in simple, complete sentences. For example: *Social studies is about people. It is about places too. Social studies helps us learn rules. It teaches us about the past. It helps us know about our world.*

Reinforce vocabulary through questions. For example:

- What is **history**? (*History is the past.*)
- What is **geography**? (*Geography is about maps and places.*)

Levels B and C: Encourage students to go back to the text and cite evidence when answering questions from the Activity Sheet. For example: *On page 4 of Level C, it says that social studies is about history. This means we learn about things that happened in the past.*

ANSWER KEY ACTIVITY SHEET: Social Studies and You

Level A	Level B/C
1. c	1. b
2. b	2. c
3. a	3. a
4. a	4. a
Vocabulary: 1. Earth; 2. social; 3. history; 4. news	5. b
	Vocabulary: 1. b; 2. c; 3. a; 4. b

ANSWER KEY QUIZ: Social Studies and You

Level A	Level B/C
1. b	1. b
2. c	2. c
3. b	3. d
4. a	4. a
5. b	5. b

ACTIVITY SHEET Social Studies and You

LEVEL A

Choose the correct picture.

1. Which one shows our world?



2. Which one shows a business?







3. Which one shows people helping Earth?



4. Which one shows a map?



Vocabulary Review: Choose the correct answer.

- | | |
|---|--|
| <p>1.  Earth
news</p> | <p>2.  business
social</p> |
| <p>3.  history
geography</p> | <p>4.  news
geography</p> |

ACTIVITY SHEET Social Studies and You

LEVELS B AND C

Choose the correct answer.

1. What does the word *social* mean?
a. make laws b. being together c. earn money
2. _____ teaches us about the past.
a. Government b. Geography c. History
3. People have jobs to make _____.
a. money b. elections c. rules
4. Government leaders make _____ for people.
a. laws b. countries c. maps
5. What does geography teach us about?
a. laws for people b. maps and countries c. events in the past

Vocabulary Review: Choose the correct answer.

1. We learn _____ to know about people in the past.
a. government b. history c. geography
2. People vote for leaders in our _____.
a. history b. geography c. government
3. People have a _____ to help other people.
a. responsibility b. history c. election
4. Maps show the _____ in the world.
a. elections b. countries c. history

QUIZ Social Studies and You

Score
_____/25

LEVEL A

Choose the correct picture. (5 points per question)

1. Which one shows history?



2. Which one shows spending money?



3. Which one shows people helping?



4. Which one shows geography?



5. Which one is news?



Name _____

Date _____

QUIZ Social Studies and You

Score
_____/25

LEVELS B AND C

Choose the correct answer. (5 points per question)

- History tells us about the _____.
 - news
 - past
 - map
 - business
- Which ones are a part of government?
 - money and business
 - oceans and mountains
 - votes and elections
 - family and neighbors
- People vote for leaders in _____.
 - geography
 - history
 - responsibility
 - elections
- Which is an example of geography?
 - desert
 - votes
 - business
 - neighbors
- In what way do people earn money?
 - People vote in elections.
 - People have jobs.
 - People make laws and rules.
 - People live in communities.