





SCOPE AND SEQUENCE





Sail

GET READY FOR ENGLISH page 2




CONNECT TO	→ Language	→ Language in Action	→ Phonics and Words	→ Reading	→ Grammar
UNIT 1 All About Me page 8 	pages 10–11 Hello and good-bye! <ul style="list-style-type: none"> say hello and good-bye give your name 	pages 12–13 READER'S THEATER <i>Do You Want to Play?</i>	pages 14–15 <ul style="list-style-type: none"> letters: b, s, t words: is, I, my, what, name 	pages 16–17 Rhyme READING <i>Our Class Rules</i> READING STRATEGY: What do you know?	pages 18–19 <ul style="list-style-type: none"> I, you my, your
UNIT 2 At School page 30 	pages 32–33 Where is the principal? <ul style="list-style-type: none"> ask about people and places at school 	pages 34–35 READER'S THEATER <i>It's Time to Play!</i>	pages 36–37 <ul style="list-style-type: none"> letters: f, m, a words: the, in, it, where, at 	pages 38–39 Story READING <i>Sofia Is Lost!</i> READING STRATEGY: Visualize	pages 40–41 <ul style="list-style-type: none"> he, she his, her
UNIT 3 In the Classroom page 52 	pages 54–55 Do you have a pencil? <ul style="list-style-type: none"> name your school supplies 	pages 56–57 READER'S THEATER <i>The Missing Book</i>	pages 58–59 <ul style="list-style-type: none"> letters: c, d, i words: do, a, you, and, have 	pages 60–61 Poem READING <i>The Bug</i> READING STRATEGY: Repeat the reading	pages 62–63 <ul style="list-style-type: none"> nouns: person, place, thing
UNIT 4 My Day page 74 	pages 76–77 What time is it? <ul style="list-style-type: none"> talk about activities talk about time 	pages 78–79 READER'S THEATER <i>I Missed the Bus!</i>	pages 80–81 <ul style="list-style-type: none"> letters: h, r, o words: when, of, your, time, day 	pages 82–83 Fable READING <i>Bug and Bird</i> READING STRATEGY: Retell	pages 84–85 <ul style="list-style-type: none"> verbs: action words

→ Math	→ Science	→ Social Studies	→ Writing	→ Project	→ Media
<p>pages 20–21</p> <p>Introduction to math</p> <ul style="list-style-type: none"> tell when you see and use math numbers 1 to 20 	<p>pages 22–23</p> <p>Introduction to science</p> <ul style="list-style-type: none"> talk about what you do in science talk about the world around you 	<p>pages 24–25</p> <p>Introduction to social studies</p> <ul style="list-style-type: none"> talk about social studies talk about the world around you 	<p>pages 26–27</p> <p>A story</p> <p>WRITING STRATEGY: Use pictures to show meaning</p>	<p>page 28</p> <p>Class book</p>	<p>page 29</p> <p>Hello Song</p> 
<p>pages 42–43</p> <p>Shapes</p> <ul style="list-style-type: none"> identify shapes and patterns 	<p>pages 44–45</p> <p>Forces: push and pull</p> <ul style="list-style-type: none"> talk about forces 	<p>pages 46–47</p> <p>Signs and symbols</p> <ul style="list-style-type: none"> identify signs and symbols around you 	<p>pages 48–49</p> <p>A story</p> <p>WRITING STRATEGY: Think about what you know</p>	<p>page 50</p> <p>School map</p>	<p>page 51</p> <p>School Subjects</p> 
<p>pages 64–65</p> <p>Addition and subtraction</p> <ul style="list-style-type: none"> use addition and subtraction understand number sentences 	<p>pages 66–67</p> <p>What makes colors?</p> <ul style="list-style-type: none"> talk about light and colors 	<p>pages 68–69</p> <p>A good citizen</p> <ul style="list-style-type: none"> describe a good classroom citizen 	<p>pages 70–71</p> <p>A poem</p> <p>WRITING STRATEGY: Think about what you know</p>	<p>page 72</p> <p>Backpack</p>	<p>page 73</p> <p>Let's Go to School</p> 
<p>pages 86–87</p> <p>What time is it?</p> <ul style="list-style-type: none"> tell time 	<p>pages 88–89</p> <p>What is the path of the Sun across the sky?</p> <ul style="list-style-type: none"> talk about the path of the Sun across the sky 	<p>pages 90–91</p> <p>Time goes by</p> <ul style="list-style-type: none"> make and use a timeline 	<p>pages 92–93</p> <p>Information</p> <p>WRITING STRATEGY: Give examples</p>	<p>page 94</p> <p>Poster</p>	<p>page 95</p> <p>The Ant and the Dove</p> 

CONNECT TO	→ Language	→ Language in Action	→ Phonics and Words	→ Reading	→ Grammar
UNIT 5 The Calendar page 96 	pages 98–99 What is the date? <ul style="list-style-type: none"> talk about days, months, and dates 	pages 100–101 READER'S THEATER <i>The Sun and the Wind</i>	pages 102–103 <ul style="list-style-type: none"> letters: k, l, e words: about, like, see, look, up 	pages 104–105 Information (chart) READING <i>A Busy Week</i> READING STRATEGY: Scan for information	pages 106–107 <ul style="list-style-type: none"> proper nouns
UNIT 6 My Family page 118 	pages 120–121 Who are the people in a family? <ul style="list-style-type: none"> name and describe the people in a family 	pages 122–123 READER'S THEATER <i>A Family Trip</i>	pages 124–125 <ul style="list-style-type: none"> letters: g, p, u words: who, we, all, are, each 	pages 126–127 Fiction (fairy tale) READING <i>The Sleepy Princess</i> READING STRATEGY: Look for key details	pages 128–129 <ul style="list-style-type: none"> plural nouns
UNIT 7 At Home page 140 	pages 142–143 Inside my home <ul style="list-style-type: none"> say where I live tell about rooms in a home 	pages 144–145 READER'S THEATER <i>The Fun House!</i>	pages 146–147 <ul style="list-style-type: none"> letters: j, n c-v-c pattern: short vowel a words: go, park, down, by, which 	pages 148–151 Folktale READING <i>The House That Shaq Built</i> READING STRATEGY: Understand text structure	pages 152–153 <ul style="list-style-type: none"> prepositions: in, on, by, between
UNIT 8 My Community page 164 	pages 166–167 In my community <ul style="list-style-type: none"> name places in the community talk about people in the community 	pages 168–169 READER'S THEATER <i>The Fire Station Field Trip</i>	pages 170–171 <ul style="list-style-type: none"> letters: v, z c-v-c pattern: short vowel i words: many, some, people, an, find 	pages 172–175 Biography READING <i>President Barack Obama</i> READING STRATEGY: Pay close attention	pages 176–177 <ul style="list-style-type: none"> verbs: past tense

→ Math	→ Science	→ Social Studies	→ Writing	→ Project	→ Media
<p>pages 108–109</p> <p>Numbers up to 100</p> <ul style="list-style-type: none"> Count up to 100 	<p>pages 110–111</p> <p>What is the weather?</p> <ul style="list-style-type: none"> talk about weather patterns 	<p>pages 112–113</p> <p>Bodies of water and landforms</p> <ul style="list-style-type: none"> Read and make a map 	<p>pages 114–115</p> <p>A weather report</p> <p>WRITING STRATEGY: Write for an audience</p>	<p>page 116</p> <p>Weather picture</p>	<p>page 117</p> <p>What's the Weather Like Today?</p> 
<p>pages 130–131</p> <p>Place value</p> <ul style="list-style-type: none"> use place value models to add 	<p>pages 132–133</p> <p>Plants</p> <ul style="list-style-type: none"> label the parts of a plant talk about parent plants and young plants 	<p>pages 134–135</p> <p>Families are the same and different</p> <ul style="list-style-type: none"> make a chart say how families are the same and different 	<p>pages 136–137</p> <p>Write a personal narrative</p> <p>WRITING STRATEGY: Give examples</p>	<p>page 138</p> <p>Family collage</p>	<p>page 139</p> <p>Hippo Hop</p> 
<p>pages 154–155</p> <p>Measurement</p> <ul style="list-style-type: none"> talk about how to measure measure objects 	<p>pages 156–157</p> <p>Sound waves</p> <ul style="list-style-type: none"> talk about sound and vibration 	<p>pages 158–159</p> <p>Symbols of the United States</p> <ul style="list-style-type: none"> name symbols of the United States 	<p>pages 160–161</p> <p>A folktale</p> <p>WRITING STRATEGY: Use repetition as the structure of your story</p>	<p>page 162</p> <p>Draw a home</p>	<p>page 163</p> <p>Goldilocks and the Three Bears</p> 
<p>pages 178–179</p> <p>Data</p> <ul style="list-style-type: none"> use data to answer questions 	<p>pages 180–181</p> <p>The solar system</p> <ul style="list-style-type: none"> name objects in the sky 	<p>pages 182–183</p> <p>Transportation</p> <ul style="list-style-type: none"> describe types of transportation 	<p>pages 184–185</p> <p>A biography</p> <p>WRITING STRATEGY: Paraphrase</p>	<p>page 186</p> <p>Make a brochure</p>	<p>page 187</p> <p>I Want to Be a Doctor</p> 

CONNECT TO	→ Language	→ Language in Action	→ Phonics and Words	→ Reading	→ Grammar
UNIT 9 My Clothes page 188 	pages 190–191 My clothes <ul style="list-style-type: none"> describe clothes and colors 	pages 192–193 READER'S THEATER <i>Mix-Up at the Laundromat</i>	pages 194–195 <ul style="list-style-type: none"> letters: q, x c-v-c pattern: short vowel o words: for, two, long, made, on 	pages 196–199 Fantasy READING <i>The Three Wishes</i> READING STRATEGY: Predict	pages 200–201 <ul style="list-style-type: none"> adjectives: color, size, how many
UNIT 10 Food page 212 	pages 214–215 Healthy food <ul style="list-style-type: none"> talk about foods and meals 	pages 216–217 READER'S THEATER <i>The Farmers Market</i>	pages 218–219 <ul style="list-style-type: none"> letters: w, y consonant blends words: be, as, can, into, than 	pages 220–223 Mystery READING <i>Little Bear and the Mystery</i> READING STRATEGY: Make an inference	pages 224–225 <ul style="list-style-type: none"> connecting words: and, or, but
UNIT 11 The Body page 236 	pages 238–239 Parts of the body <ul style="list-style-type: none"> name the parts of the body talk about being hurt or sick 	pages 240–241 READER'S THEATER <i>A Visit to the Doctor's Office</i>	pages 242–243 <ul style="list-style-type: none"> consonant digraphs: ch, sh, th words: has, use, one, to, they 	pages 244–247 Science fiction READING <i>The Funny Space Alien</i> READING STRATEGY: Draw a picture	pages 248–249 <ul style="list-style-type: none"> adverbs
UNIT 12 Safety page 260 	pages 262–263 Safety at school <ul style="list-style-type: none"> name four types of emergency drills talk about safety 	pages 264–265 READER'S THEATER <i>The Fire Drill</i>	pages 266–267 <ul style="list-style-type: none"> long vowels: a, e, i, o, u words: out, these, how, not, now 	pages 268–271 Article READING <i>Stop Signs Are for Safety</i> READING STRATEGY: Read the captions	pages 272–273 <ul style="list-style-type: none"> types of sentences: statement, question, command, exclamation

→ Math	→ Science	→ Social Studies	→ Writing	→ Project	→ Media
<p>pages 202–203</p> <p>Money</p> <ul style="list-style-type: none"> identify money by name and value count money 	<p>pages 204–205</p> <p>Seasons</p> <ul style="list-style-type: none"> explain changes during the year 	<p>pages 206–207</p> <p>Needs or wants</p> <ul style="list-style-type: none"> decide wants and needs 	<p>pages 208–209</p> <p>Opinion writing</p> <p>WRITING STRATEGY: Give reasons</p>	<p>page 210</p> <p>Make a funny flipbook</p>	<p>page 211</p> <p>Get Dressed for the Day</p> 
<p>pages 226–227</p> <p>Even and odd numbers</p> <ul style="list-style-type: none"> identify groups of even and odd numbers 	<p>pages 228–229</p> <p>Food groups</p> <ul style="list-style-type: none"> identify five healthy food groups make healthy choices 	<p>pages 230–231</p> <p>Goods and services</p> <ul style="list-style-type: none"> identify goods and services 	<p>pages 232–233</p> <p>How-to writing</p> <p>WRITING STRATEGY: Organize by steps</p>	<p>page 234</p> <p>Make a healthy plate</p>	<p>page 235</p> <p>Tiger</p> 
<p>pages 250–251</p> <p>Sets</p> <ul style="list-style-type: none"> work with sets to identify equations 	<p>pages 252–253</p> <p>Animals and their body parts</p> <ul style="list-style-type: none"> explain the function of the body parts of animals 	<p>pages 254–255</p> <p>The branches of the US government</p> <ul style="list-style-type: none"> describe the branches of the US government 	<p>pages 256–257</p> <p>An explanatory text</p> <p>WRITING STRATEGY: Illustrate</p>	<p>page 258</p> <p>Draw a body poster</p>	<p>page 259</p> <p>A Visit to the Doctor Is Good</p> 
<p>pages 274–275</p> <p>Word problems</p> <ul style="list-style-type: none"> use addition and subtraction to solve word problems 	<p>pages 276–277</p> <p>Weather emergencies</p> <ul style="list-style-type: none"> identify ways to respond to weather emergencies 	<p>pages 278–279</p> <p>Timeline of safety inventions</p> <ul style="list-style-type: none"> interpret a timeline 	<p>pages 280–281</p> <p>An explanatory text</p> <p>WRITING STRATEGY: Write details</p>	<p>page 282</p> <p>Safety diorama</p>	<p>page 283</p> <p>Always Wear a Helmet</p> 