





SCOPE AND SEQUENCE





Soar

GET READY FOR ENGLISH! page 2

CONNECT TO	→ Language	→ Language in Action	→ Phonics	→ Reading	→ Grammar
UNIT 1 All About Me page 8 	pages 10–11 Hello and good-bye! <ul style="list-style-type: none"> say hello and good-bye give your name 	pages 12–13 READER'S THEATER <i>Do You Want to Play Soccer?</i>	pages 14–15 <ul style="list-style-type: none"> consonants: b, s, t, f, d short vowel: a 	pages 16–17 Informational text READING <i>Classroom Rules</i> READING STRATEGY: Read for information	pages 18–19 <ul style="list-style-type: none"> I, you my, your
UNIT 2 At School page 30 	pages 32–33 Where is the principal? <ul style="list-style-type: none"> ask about people and places at school 	pages 34–35 READER'S THEATER <i>At the Playground</i>	pages 36–37 <ul style="list-style-type: none"> consonants: m, r, l, h, k short vowel: o 	pages 38–39 Fiction story READING <i>Maria Is Lost!</i> READING STRATEGY: Visualize	pages 40–41 <ul style="list-style-type: none"> he, she his, her
UNIT 3 In the Classroom page 52 	pages 54–55 Do you have a pencil? <ul style="list-style-type: none"> name your school supplies 	pages 56–57 READER'S THEATER <i>The Missing Computer</i>	pages 58–59 <ul style="list-style-type: none"> consonants: j, p, n, v, w short vowel: i 	pages 60–61 Poem READING <i>Friends</i> READING STRATEGY: Repeat the reading	pages 62–63 <ul style="list-style-type: none"> nouns: person, place, thing
UNIT 4 My Day page 74 	pages 76–77 What time is it? <ul style="list-style-type: none"> talk about activities and about time 	pages 78–79 READER'S THEATER <i>I Missed the Bus!</i>	pages 80–81 <ul style="list-style-type: none"> consonants: c, g, q, x short vowel: u 	pages 82–83 Fable READING <i>The Lion and the Mouse</i> READING STRATEGY: Retell	pages 84–85 <ul style="list-style-type: none"> verbs: action words

→ Math	→ Science	→ Social Studies	→ Writing	→ Project	→ Media
<p>pages 20–21</p> <p>Introduction to math</p> <ul style="list-style-type: none"> • tell when you see and use math • numbers 1 to 20 	<p>pages 22–23</p> <p>Introduction to science</p> <ul style="list-style-type: none"> • talk about science • talk about the world around you 	<p>pages 24–25</p> <p>Introduction to social studies</p> <ul style="list-style-type: none"> • talk about social studies • talk about the world around you 	<p>pages 26–27</p> <p>A story</p> <p>WRITING STRATEGY: Use pictures</p>	<p>page 28</p> <p>Class book</p>	<p>page 29</p> <p>Top 10 Basic ASL Signs</p> 
<p>pages 42–43</p> <p>Shapes</p> <ul style="list-style-type: none"> • identify and compare shapes 	<p>pages 44–45</p> <p>Forces and energy</p> <ul style="list-style-type: none"> • talk about forces around you (push and pull) 	<p>pages 46–47</p> <p>Signs and symbols</p> <ul style="list-style-type: none"> • identify signs and symbols around you 	<p>pages 48–49</p> <p>A story</p> <p>WRITING STRATEGY: Think about what you know</p>	<p>page 50</p> <p>School map</p>	<p>page 51</p> <p>Library for Kids</p> 
<p>pages 64–65</p> <p>Addition and subtraction</p> <ul style="list-style-type: none"> • use addition and subtraction • understand number sentences 	<p>pages 66–67</p> <p>What makes colors?</p> <ul style="list-style-type: none"> • investigate light and colors 	<p>pages 68–69</p> <p>A good citizen</p> <ul style="list-style-type: none"> • describe a good classroom citizen 	<p>pages 70–71</p> <p>A poem</p> <p>WRITING STRATEGY: Think about what you know</p>	<p>page 72</p> <p>Backpack</p>	<p>page 73</p> <p>School Supplies</p> 
<p>pages 86–87</p> <p>What time is it?</p> <ul style="list-style-type: none"> • tell and write the time 	<p>pages 88–89</p> <p>What is the path of the Sun across the sky?</p> <ul style="list-style-type: none"> • talk about the path of the Sun across the sky 	<p>pages 90–91</p> <p>Time goes by</p> <ul style="list-style-type: none"> • make and use a timeline 	<p>pages 92–93</p> <p>An informational text</p> <p>WRITING STRATEGY: Give examples</p>	<p>page 94</p> <p>Poster</p>	<p>page 95</p> <p>A Tale of Two Frogs</p> 

CONNECT TO	→ Language	→ Language in Action	→ Phonics	→ Reading	→ Grammar
<p>UNIT 5</p> <p>The Calendar page 96</p> 	<p>pages 98–99</p> <p>What is the date?</p> <ul style="list-style-type: none"> talk about days, months, dates, and weather 	<p>pages 100–101</p> <p>READER'S THEATER <i>The Sun and the Wind</i></p>	<p>pages 102–103</p> <ul style="list-style-type: none"> consonants: y, z short vowel e the c-v-c pattern 	<p>pages 104–105</p> <p>Informational text (chart) READING <i>A Busy Week</i></p> <p>READING STRATEGY: Scan for information</p>	<p>pages 106–107</p> <ul style="list-style-type: none"> proper nouns
<p>UNIT 6</p> <p>My Family page 118</p> 	<p>pages 120–121</p> <p>Who are the people in a family?</p> <ul style="list-style-type: none"> name and describe the people in a family 	<p>pages 122–123</p> <p>READER'S THEATER <i>Family Road Trip</i></p>	<p>pages 124–125</p> <ul style="list-style-type: none"> initial consonant blends: bl, br, cl, dr, fl, pr initial s blends: sl, sm, st 	<p>pages 126–127</p> <p>Fiction (fairy tale) READING <i>The Iguana and the Princess</i></p> <p>READING STRATEGY: Look for key details</p>	<p>pages 128–129</p> <ul style="list-style-type: none"> plural nouns
<p>UNIT 7</p> <p>At Home page 140</p> 	<p>pages 142–143</p> <p>Inside my home</p> <ul style="list-style-type: none"> say where I live talk about rooms in a home 	<p>pages 144–145</p> <p>READER'S THEATER <i>The Fun House!</i></p>	<p>pages 146–147</p> <ul style="list-style-type: none"> consonant digraphs: ch, sh, th, wh, ph, gh 	<p>pages 148–151</p> <p>Folktale READING <i>Martina the Cockroach</i></p> <p>READING STRATEGY: Understand text structure</p>	<p>pages 152–153</p> <ul style="list-style-type: none"> prepositions: in, on, by, between
<p>UNIT 8</p> <p>My Community page 164</p> 	<p>pages 166–167</p> <p>In my community</p> <ul style="list-style-type: none"> name places in the community talk about people in the community 	<p>pages 168–169</p> <p>READER'S THEATER <i>The Fire Station Field Trip</i></p>	<p>pages 170–171</p> <ul style="list-style-type: none"> r-controlled vowels: ar, er, ir, or, ur 	<p>pages 172–175</p> <p>Biography READING <i>President Barack Obama</i></p> <p>READING STRATEGY: Monitor comprehension</p>	<p>pages 176–177</p> <ul style="list-style-type: none"> verbs: past tense

→ Math	→ Science	→ Social Studies	→ Writing	→ Project	→ Media
<p>pages 108–109</p> <p>Numbers up to 100</p> <ul style="list-style-type: none"> count up to 100 	<p>pages 110–111</p> <p>What is the weather?</p> <ul style="list-style-type: none"> talk about weather patterns 	<p>pages 112–113</p> <p>Bodies of water and landforms</p> <ul style="list-style-type: none"> read and make a map 	<p>pages 114–115</p> <p>A weather report</p> <p>WRITING STRATEGY: Write for an audience</p>	<p>page 116</p> <p>Weather picture</p>	<p>page 117</p> <p>Sun, Rain, Wind, and Snow</p> 
<p>pages 130–131</p> <p>Place value</p> <ul style="list-style-type: none"> use place value models to add 	<p>pages 132–133</p> <p>Plants</p> <ul style="list-style-type: none"> label the parts of a plant talk about the structure and functions of plant parts 	<p>pages 134–135</p> <p>Families are the same and different</p> <ul style="list-style-type: none"> make a chart say how families are the same and different 	<p>pages 136–137</p> <p>A personal narrative</p> <p>WRITING STRATEGY: Give examples</p>	<p>page 138</p> <p>Family collage</p>	<p>page 139</p> <p>Lambs</p> 
<p>pages 154–155</p> <p>Measurement</p> <ul style="list-style-type: none"> talk about how to measure measure objects 	<p>pages 156–157</p> <p>Sound waves</p> <ul style="list-style-type: none"> talk about sound and vibration 	<p>pages 158–159</p> <p>Symbols of the United States</p> <ul style="list-style-type: none"> name symbols of the United States 	<p>pages 160–161</p> <p>A folktale</p> <p>WRITING STRATEGY: Use repetition as the structure of your story</p>	<p>page 162</p> <p>Draw a home</p>	<p>page 163</p> <p>Runaway</p> 
<p>pages 178–179</p> <p>Data</p> <ul style="list-style-type: none"> use data to answer questions interpret data 	<p>pages 180–181</p> <p>The solar system</p> <ul style="list-style-type: none"> name objects in the sky 	<p>pages 182–183</p> <p>Transportation</p> <ul style="list-style-type: none"> describe types of transportation 	<p>pages 184–185</p> <p>A biography</p> <p>WRITING STRATEGY: Paraphrase</p>	<p>page 186</p> <p>Make a brochure</p>	<p>page 187</p> <p>Do One Thing for Diversity</p> 

SCOPE AND SEQUENCE

Soar

CONNECT TO	→ Language	→ Language in Action	→ Phonics	→ Reading	→ Grammar
UNIT 9 My Clothes page 188 	pages 190–191 My clothes <ul style="list-style-type: none"> describe clothes and colors 	pages 192–193 READER'S THEATER <i>Mix-Up at the Laundromat</i>	pages 194–195 <ul style="list-style-type: none"> long vowel: a long vowel: o 	pages 196–199 Fantasy READING <i>The Boy Who Slept for a Year</i> READING STRATEGY: Predict	pages 200–201 <ul style="list-style-type: none"> adjectives: color, size, how many
UNIT 10 Food page 212 	pages 214–215 Healthy food <ul style="list-style-type: none"> talk about foods and meals 	pages 216–217 READER'S THEATER <i>The Farmers Market</i>	pages 218–219 <ul style="list-style-type: none"> long vowel: e long vowel: u 	pages 220–223 Mystery READING <i>The Mystery in the Kitchen</i> READING STRATEGY: Make an inference	pages 224–225 <ul style="list-style-type: none"> connecting words: and, or, but
UNIT 11 The Body page 236 	pages 238–239 Parts of the body <ul style="list-style-type: none"> name body parts talk about being hurt or sick 	pages 240–241 READER'S THEATER <i>A Visit to the Doctor's Office</i>	pages 242–243 <ul style="list-style-type: none"> long vowel: i semi vowel: y 	pages 244–247 Informational text READING <i>The Smart Parts</i> READING STRATEGY: Draw a picture	pages 248–249 <ul style="list-style-type: none"> adverbs
UNIT 12 Safety page 260 	pages 262–263 Safety at school <ul style="list-style-type: none"> name four types of emergency drills talk about safety 	pages 264–265 READER'S THEATER <i>The Fire Drill</i>	pages 266–267 <ul style="list-style-type: none"> vowel diphthongs: aw, au, ew, oo vowel diphthongs: oi, oy, ou, ow 	pages 268–271 Article READING <i>Stop Signs Are for Safety</i> READING STRATEGY: Read the captions	pages 272–273 <ul style="list-style-type: none"> types of sentences: statement, question, command, exclamation

→ Math	→ Science	→ Social Studies	→ Writing	→ Project	→ Media
<p>pages 202–203</p> <p>Money</p> <ul style="list-style-type: none"> • identify money by name and value • count and add money 	<p>pages 204–205</p> <p>Seasons</p> <ul style="list-style-type: none"> • explain why Earth has seasons 	<p>pages 206–207</p> <p>Needs or wants</p> <ul style="list-style-type: none"> • identify the difference between needs and wants 	<p>pages 208–209</p> <p>Opinion writing</p> <p>WRITING STRATEGY: Give reasons</p>	<p>page 210</p> <p>Make a funny flipbook</p>	<p>page 211</p> <p>Chuck's New Clothes</p> 
<p>pages 226–227</p> <p>Even and odd numbers</p> <ul style="list-style-type: none"> • identify even and odd numbers • explain how to group even and odd numbers 	<p>pages 228–229</p> <p>Food groups</p> <ul style="list-style-type: none"> • identify five healthy food groups • make healthy choices 	<p>pages 230–231</p> <p>Goods and services</p> <ul style="list-style-type: none"> • identify goods and services 	<p>pages 232–233</p> <p>How-to writing</p> <p>WRITING STRATEGY: Organize by steps</p>	<p>page 234</p> <p>Make a healthy plate</p>	<p>page 235</p> <p>Use Polite Words</p> 
<p>pages 250–251</p> <p>Groups for multiplication</p> <ul style="list-style-type: none"> • multiply groups and write equations 	<p>pages 252–253</p> <p>Animals and their body parts</p> <ul style="list-style-type: none"> • explain how animals use their body parts 	<p>pages 254–255</p> <p>The branches of the US government</p> <ul style="list-style-type: none"> • describe the branches of the US government 	<p>pages 256–257</p> <p>An explanatory text</p> <p>WRITING STRATEGY: Illustrate</p>	<p>page 258</p> <p>Draw a body poster</p>	<p>page 259</p> <p>Hair Love</p> 
<p>pages 274–275</p> <p>Equal groups for division</p> <ul style="list-style-type: none"> • divide objects into equal groups for division 	<p>pages 276–277</p> <p>Weather emergencies</p> <ul style="list-style-type: none"> • identify ways to respond to weather emergencies 	<p>pages 278–279</p> <p>Timeline of safety inventions</p> <ul style="list-style-type: none"> • read and interpret a timeline about safety inventions 	<p>pages 280–281</p> <p>An explanatory text</p> <p>WRITING STRATEGY: Write details</p>	<p>page 282</p> <p>Safety diorama</p>	<p>page 283</p> <p>Fire Safety Rap</p> 