

Grades 6-8

Get Ready!

LANGUAGE, LITERACY, CONTENT

Scope and Sequence

Dr. Jennifer L. Trujillo










Anita L. Raducanu



VISTA[®]
HIGHER LEARNING

Boston, Massachusetts

CONTENTS



GET READY FOR ENGLISH!		1
	UNIT 1	INTRODUCTIONS 7
		Language & Literacy 8
		Content 26
		Put It All Together 40
	UNIT 2	AT SCHOOL 43
		Language & Literacy 44
		Content 62
		Put It All Together 76
	UNIT 3	IN THE CLASSROOM 79
		Language & Literacy 80
		Content 98
		Put It All Together 112
	UNIT 4	MY DAY 115
		Language & Literacy 116
		Content 134
		Put It All Together 148
	UNIT 5	MY CLASS SCHEDULE 151
		Language & Literacy 152
		Content 172
		Put It All Together 186
	UNIT 6	MY FAMILY 189
		Language & Literacy 190
		Content 210
		Put It All Together 224
	UNIT 7	WHERE YOU LIVE 227
		Language & Literacy 228
		Content 248
		Put It All Together 262
	UNIT 8	IN THE COMMUNITY 265
		Language & Literacy 266
		Content 286
		Put It All Together 300
	UNIT 9	EATING AND SHOPPING 303
		Language & Literacy 304
		Content 324
		Put It All Together 338
	UNIT 10	HEALTH AND SAFETY 341
		Language & Literacy 342
		Content 362
		Put It All Together 376
GLOSSARY		379
CREDITS		388
INDEX		393

SCOPE AND SEQUENCE

GET READY FOR ENGLISH! page 1	page 2 In school	pages 3–4 The sounds of English	pages 5–6 The English alphabet		
CONNECT TO → Language → Language in Action → Phonics → Reading → Grammar					
<p>UNIT 1 INTRODUCTIONS page 7</p> 	<p>pages 8–11 Hello and good-bye!</p> <ul style="list-style-type: none"> • give your name • say hello and good-bye <p>LISTENING STRATEGY: Listen for key words</p> <p>READING: People at School</p> <p>READING STRATEGY: Look at the pictures</p>	<p>pages 12–15 What’s your name?</p> <ul style="list-style-type: none"> • spell your first and last name • say thank you <p>LISTENING STRATEGY: Preview the activity</p> <p>READING: English Class List</p> <p>READING STRATEGY: Predict</p>	<p>pages 16–17</p> <ul style="list-style-type: none"> • consonants: m, s, t, f, d • short vowels: a, i 	<p>pages 18–19 Informational text READING: Classroom Rules</p> <p>READING STRATEGY: What do you know?</p>	<p>pages 20–25</p> <ul style="list-style-type: none"> • sentences and punctuation marks • capitalization • nouns • the verb be • classroom commands • say where you are from <p>LISTENING STRATEGY: Listen for intonation</p> <p>READING: I’m...</p> <p>READING STRATEGY: Visualize</p>
<p>UNIT 2 AT SCHOOL page 43</p> 	<p>pages 44–47 Where is the principal?</p> <ul style="list-style-type: none"> • talk about places in a school • identify school employees <p>LISTENING STRATEGY: Listen for key words</p> <p>READING: Sofia Is Lost!</p> <p>READING STRATEGY: Infer</p>	<p>pages 48–51 Where is the science lab?</p> <ul style="list-style-type: none"> • ask where people and places are located • say what I need in school and for class <p>LISTENING STRATEGY: Listen for locations</p> <p>READING: Science Lab Safety Rules</p> <p>READING STRATEGY: Use visual and contextual support</p>	<p>pages 52–53</p> <ul style="list-style-type: none"> • consonants: r, g, l, h, c • short vowels: o, u 	<p>pages 54–55 Mystery READING: The Missing Book</p> <p>READING STRATEGY: Repeated reading for fluency</p>	<p>pages 56–61</p> <ul style="list-style-type: none"> • singular subject pronouns: I, you, he, she, it • plural subject pronouns: we, you, they • the verb be • articles: a or an; the <p>LISTENING STRATEGY: Listen for the subject</p> <p>READING: Who Are We?</p> <p>READING STRATEGY: Look at the pronouns</p>



→ Science	→ Social Studies	→ Math	→ Electives	→ Writing	→ Project	→ Media
<p>pages 26–29</p> <p>Introduction to science</p> <ul style="list-style-type: none"> talk about when I see and use science <p>READING STRATEGY: Look for important words</p> <p>Science skill: Compare and contrast</p>	<p>pages 30–33</p> <p>Introduction to social studies</p> <ul style="list-style-type: none"> identify the areas of social studies <p>READING STRATEGY: Activate prior knowledge</p> <p>Social studies skill: Compare and contrast</p>	<p>pages 34–37</p> <p>Introduction to mathematics</p> <ul style="list-style-type: none"> talk about when I see and use mathematics <p>READING STRATEGY: Use headings</p>	<p>pages 38–39</p> <p>Introduction to electives</p> <ul style="list-style-type: none"> discuss elective classes 	<p>pages 40–41</p> <p>A story about school</p> <p>WRITING STRATEGY: Think about what you know</p>	<p>page 42</p> <p>An online post</p>	<p>page 42</p> <p>Back to School Song</p> <p>VIEWING STRATEGY: Visual thinking</p>
<p>pages 62–65</p> <p>Earth and the universe</p> <ul style="list-style-type: none"> identify objects in the universe <p>READING STRATEGY: Use diagrams</p> <p>Science skill: Gather data</p>	<p>pages 66–69</p> <p>Citizenship and civic ideals</p> <ul style="list-style-type: none"> describe a good citizen <p>READING STRATEGY: Use prior knowledge</p> <p>Social studies skill: Primary sources</p>	<p>pages 70–73</p> <p>Math operations</p> <ul style="list-style-type: none"> make sense of mathematics <p>READING STRATEGY: Make sense of the problem</p>	<p>pages 74–75</p> <p>Music</p> <ul style="list-style-type: none"> talk about music in your school 	<p>pages 76–77</p> <p>An informational text about your school</p> <p>WRITING STRATEGY: Take notes</p>	<p>page 78</p> <p>An ad for your school</p>	<p>page 78</p> <p>Hubble: Galaxies Across Space and Time</p> <p>VIEWING STRATEGY: Make a prediction</p>

SCOPE AND SEQUENCE

CONNECT TO	→ Language	→ Language in Action	→ Phonics	→ Reading	→ Grammar
UNIT 3 IN THE CLASSROOM <i>page 79</i> 	<i>pages 80–83</i> Do you have a piece of paper? <ul style="list-style-type: none"> identify classroom objects ask for help LISTENING STRATEGY: Listen for specific information READING: Marcos READING STRATEGY: Visualize	<i>pages 84–87</i> Can you help me? <ul style="list-style-type: none"> say what I have say what I need LISTENING STRATEGY: Listen for specific information READING: An Ad for School Supplies READING STRATEGY: Identify the main idea	<i>pages 88–89</i> <ul style="list-style-type: none"> consonants: b, n, k, v, w, j short vowel: e 	<i>pages 90–91</i> Poetry READING: New Things READING STRATEGY: Understand the author's message	<i>pages 92–97</i> <ul style="list-style-type: none"> the verb have questions and answers with have plural nouns more plural nouns LISTENING STRATEGY: Listen for noun forms READING: Plants READING STRATEGY: Retell
	UNIT 4 MY DAY <i>page 115</i> 	<i>pages 116–119</i> How many are there? <ul style="list-style-type: none"> identify numbers to 100 LISTENING STRATEGY: Listen for specific information READING: The Survey Says... READING STRATEGY: Draw a conclusion	<i>pages 120–123</i> What time is it? <ul style="list-style-type: none"> ask for and give the time talk about activities LISTENING STRATEGY: Listen for specific information READING: A Meeting with Mr. Clark READING STRATEGY: Summarize	<i>pages 124–125</i> <ul style="list-style-type: none"> consonants: p, y, x, q, z review: short vowels: a, e, i, o, u 	<i>pages 126–127</i> Science fiction READING: The Space Librarian READING STRATEGY: Identify sequence



→ Science	→ Social Studies	→ Math	→ Electives	→ Writing	→ Project	→ Media
<p>pages 98–101</p> <p>Engineering design</p> <ul style="list-style-type: none"> discuss how objects are designed <p>READING STRATEGY: Think of examples</p> <p>Engineering skill: Test designs</p>	<p>pages 102–105</p> <p>A community</p> <ul style="list-style-type: none"> describe my community <p>READING STRATEGY: Use prior knowledge</p> <p>Social studies skill: Read signs and symbols</p>	<p>pages 106–109</p> <p>Place value</p> <ul style="list-style-type: none"> talk about the structure of math <p>READING STRATEGY: Look for structure</p>	<p>pages 110–111</p> <p>Art</p> <ul style="list-style-type: none"> talk about and define art 	<p>pages 112–113</p> <p>A poem about your classroom</p> <p>WRITING STRATEGY: Brainstorm</p>	<p>page 114</p> <p>A video about your backpack</p>	<p>page 114</p> <p>Underwater Dreams</p> <p>VIEWING STRATEGY: Respond to media</p>
<p>pages 134–137</p> <p>Earth's history</p> <ul style="list-style-type: none"> identify clues about Earth's history <p>READING STRATEGY: Read the captions</p> <p>Science skill: Use evidence</p>	<p>pages 138–141</p> <p>World geography</p> <ul style="list-style-type: none"> define geography <p>READING STRATEGY: Use visual and contextual support</p> <p>Social studies skill: Five themes of geography</p>	<p>pages 142–145</p> <p>Measurement</p> <ul style="list-style-type: none"> discuss measurement and precision <p>READING STRATEGY: Look for quantities</p>	<p>pages 146–147</p> <p>P.E.</p> <ul style="list-style-type: none"> describe physical activities 	<p>pages 148–149</p> <p>A science fiction story</p> <p>WRITING STRATEGY: Write details</p>	<p>page 150</p> <p>Present your school day</p>	<p>page 150</p> <p>What is "time"?</p> <p>VIEWING STRATEGY: Use prior knowledge</p>

SCOPE AND SEQUENCE

CONNECT TO	→ Language	→ Language in Action	→ Phonics	→ Reading	→ Grammar
UNIT 5 MY CLASS SCHEDULE <i>page 151</i> 	<p>pages 152–155</p> <p>I have a busy schedule!</p> <ul style="list-style-type: none"> talk about the school day identify the days of the week and the months of the year <p>LISTENING STRATEGY: Listen for what the speaker emphasizes</p> <p>READING: School Attendance: A Step to Success</p> <p>READING STRATEGY: Set a purpose for reading</p>	<p>pages 156–159</p> <p>Brrr... It's cold!</p> <ul style="list-style-type: none"> describe the weather <p>LISTENING STRATEGY: Ask for clarification</p> <p>READING: Weather Days</p> <p>READING STRATEGY: Fluency</p>	<p>pages 160–161</p> <ul style="list-style-type: none"> initial consonant blends 	<p>pages 162–165</p> <p>Expository text</p> <p>READING: Warm US Cities See Snowy Weather</p> <p>READING STRATEGY: Main idea and details</p>	<p>pages 166–171</p> <ul style="list-style-type: none"> capitalization the verb be: the forms is and was the preposition on + days and dates the preposition in + months and seasons <p>LISTENING STRATEGY: Listen for the verb form</p> <p>READING: The 5-Day Weather Forecast for Boston, Massachusetts</p> <p>READING STRATEGY: Read an infographic</p>
	<p>pages 190–193</p> <p>All families are different</p> <ul style="list-style-type: none"> talk about family <p>LISTENING STRATEGY: Set a purpose for listening</p> <p>READING: FAST FACTS: Barack Hussein Obama II</p> <p>READING STRATEGY: Reread to clarify</p>	<p>pages 194–197</p> <p>When is your birthday?</p> <ul style="list-style-type: none"> talk about birthdays say your age describe people <p>LISTENING STRATEGY: Preview and listen for missing information</p> <p>READING: Birthday Celebrations Around the World</p> <p>READING STRATEGY: Use visual support</p>	<p>pages 198–199</p> <ul style="list-style-type: none"> final consonant blends consonant clusters 	<p>pages 200–203</p> <p>Historical fiction</p> <p>READING: from <i>The Kite Fighters</i></p> <p>READING STRATEGY: Summarize</p>	<p>pages 204–209</p> <ul style="list-style-type: none"> dates adjectives possessive adjectives possessive of nouns <p>LISTENING STRATEGY: Listen for specific details</p> <p>READING: <i>Hairs</i></p> <p>READING STRATEGY: Activate your senses</p>
UNIT 6 MY FAMILY <i>page 189</i> 					



→ Science	→ Social Studies	→ Math	→ Electives	→ Writing	→ Project	→ Media
<p>pages 172–175</p> <p>Weather</p> <ul style="list-style-type: none"> discuss weather and climate <p>READING STRATEGY: Restate it</p> <p>Science skill: Predict</p>	<p>pages 176–179</p> <p>We come from all over the world</p> <ul style="list-style-type: none"> identify reasons people move from their country <p>READING STRATEGY: Activate prior knowledge</p> <p>Social studies skill: Understand why</p>	<p>pages 180–183</p> <p>Data and graphs</p> <ul style="list-style-type: none"> use math tools <p>READING STRATEGY: Reading a graph</p>	<p>pages 184–185</p> <p>Journalism</p> <ul style="list-style-type: none"> define journalism 	<p>pages 186–187</p> <p>An email</p> <p>WRITING STRATEGY: Know your audience</p>	<p>page 188</p> <p>Report the news</p>	<p>page 188</p> <p>Idiot with a Tripod</p> <p>VIEWING STRATEGY: Infer meaning</p>
<p>pages 210–213</p> <p>Inheritance</p> <ul style="list-style-type: none"> explain why family members look alike <p>READING STRATEGY: Annotate</p> <p>Science skill: Explain</p>	<p>pages 214–217</p> <p>Ancient history</p> <ul style="list-style-type: none"> describe how the past influences today <p>READING STRATEGY: Monitor comprehension</p> <p>Social studies skill: The past influences the present</p>	<p>pages 218–221</p> <p>Fractions</p> <ul style="list-style-type: none"> talk about fractions <p>READING STRATEGY: Reading fractions</p>	<p>pages 222–223</p> <p>World languages</p> <ul style="list-style-type: none"> talk about the importance of world languages 	<p>pages 224–225</p> <p>A description</p> <p>WRITING STRATEGY: Give details</p>	<p>page 226</p> <p>Interview</p>	<p>page 226</p> <p>One Small Step</p> <p>VIEWING STRATEGY: Watch for feeling</p>

SCOPE AND SEQUENCE

CONNECT TO	→ Language	→ Language in Action	→ Phonics	→ Reading	→ Grammar
<p>UNIT 7 WHERE YOU LIVE page 227</p> 	<p>pages 228–231</p> <p>What's your address?</p> <ul style="list-style-type: none"> • give your address • talk about activities you do <p>LISTENING STRATEGY: Listen for specific information</p> <p>READING: Address please...</p> <p>READING STRATEGY: Use context to learn new vocabulary</p>	<p>pages 232–235</p> <p>What do you like to do?</p> <ul style="list-style-type: none"> • talk about activities you like and don't like • ask for information <p>LISTENING STRATEGY: Listen for verb forms</p> <p>READING: Traditional Musical Instruments and Dances</p> <p>READING STRATEGY: Use text features</p>	<p>pages 236–237</p> <ul style="list-style-type: none"> • consonant digraphs • complex blends and trigraphs 	<p>pages 238–241</p> <p>Biography READING: from <i>Jim Thorpe's Bright Path</i></p> <p>READING STRATEGY: Monitor comprehension</p>	<p>pages 242–247</p> <ul style="list-style-type: none"> • information questions with be • information questions with do and does • the simple present tense • the words to, too, and two <p>LISTENING STRATEGY: Listen for question words</p> <p>READING: Survey of 100 Students in Morristown</p> <p>READING STRATEGY: Read a graph</p>
<p>UNIT 8 IN THE COMMUNITY page 265</p> 	<p>pages 266–269</p> <p>Who are the people in your community?</p> <ul style="list-style-type: none"> • identify places in the community • name people in the community <p>LISTENING STRATEGY: Listen for sequence words</p> <p>READING: Whose Job Is It?</p> <p>READING STRATEGY: Summarize</p>	<p>pages 270–273</p> <p>How do you get to school?</p> <ul style="list-style-type: none"> • talk about transportation <p>LISTENING STRATEGY: Use what you know</p> <p>READING: An Ancient City</p> <p>READING STRATEGY: Predict</p>	<p>pages 274–275</p> <ul style="list-style-type: none"> • long vowels 	<p>pages 276–279</p> <p>Career interest test READING: What Career Is Right for You?</p> <p>READING STRATEGY: Make an inference</p>	<p>pages 280–285</p> <ul style="list-style-type: none"> • connecting words • can and can't • prepositions of location • commands to give directions <p>LISTENING STRATEGY: Preview the activity</p> <p>READING: from <i>The Sign Painter</i></p> <p>READING STRATEGY: Understand dialogue</p>

→ Science	→ Social Studies	→ Math	→ Electives	→ Writing	→ Project	→ Media
<p>pages 248–251</p> <p>Forces and motion</p> <ul style="list-style-type: none"> explain forces and motion <p>READING STRATEGY: Read again</p> <p>Science skill: Investigate</p>	<p>pages 252–255</p> <p>Symbols of the United States</p> <ul style="list-style-type: none"> describe symbols <p>READING STRATEGY: Summarize</p> <p>Social studies skill: Apply</p>	<p>pages 256–259</p> <p>Geometry</p> <ul style="list-style-type: none"> talk about geometry <p>READING STRATEGY: Draw a picture</p>	<p>pages 260–261</p> <p>Computer science</p> <ul style="list-style-type: none"> talk about the importance of technology 	<p>pages 262–263</p> <p>A biography</p> <p>WRITING STRATEGY: Retell</p>	<p>page 264</p> <p>Present a how-to poster</p>	<p>page 264</p> <p>The Dogist</p> <p>VIEWING STRATEGY: Listen for key words</p>
<p>pages 286–289</p> <p>Energy</p> <ul style="list-style-type: none"> discuss forms of energy <p>READING STRATEGY: Preview</p> <p>Science skill: Classify</p>	<p>pages 290–293</p> <p>Types of governments</p> <ul style="list-style-type: none"> identify and describe types of governments <p>READING STRATEGY: Monitor and clarify</p> <p>Social studies skill: Compare and contrast</p>	<p>pages 294–297</p> <p>Algebra</p> <ul style="list-style-type: none"> talk about algebra <p>READING STRATEGY: Ask questions</p>	<p>pages 298–299</p> <p>Career and technical education</p> <ul style="list-style-type: none"> talk about the importance of technology 	<p>pages 300–301</p> <p>A summary of an experience</p> <p>WRITING STRATEGY: Vary your sentences</p>	<p>page 302</p> <p>A tour of your community</p>	<p>page 302</p> <p>Soar</p> <p>VIEWING STRATEGY: Watch for a message</p>

SCOPE AND SEQUENCE

CONNECT TO	→ Language	→ Language in Action	→ Phonics	→ Reading	→ Grammar
UNIT 9 EATING AND SHOPPING <i>page 303</i> 	<p>pages 304–307</p> <p>What do you want to eat?</p> <ul style="list-style-type: none"> talk about food and meals say what you want to eat discuss money and prices <p>LISTENING STRATEGY: Listen for specific information</p> <p>READING: Rosalie’s Café</p> <p>READING STRATEGY: Use visual and contextual support to develop vocabulary</p>	<p>pages 308–311</p> <p>What do you want to buy?</p> <ul style="list-style-type: none"> say what you want to buy describe clothes and colors <p>LISTENING STRATEGY: Listen for key words</p> <p>READING: Cool Clothes</p> <p>READING STRATEGY: Use headings</p>	<p>pages 312–313</p> <ul style="list-style-type: none"> r-controlled vowels 	<p>pages 314–317</p> <p>Folktale READING: <i>The Paper Crane</i></p> <p>READING STRATEGY: Understand text structure</p>	<p>pages 318–323</p> <ul style="list-style-type: none"> the words some and any present continuous tense (affirmative) present continuous tense (negative) present continuous tense (questions) <p>LISTENING STRATEGY: Listen for the type of question</p> <p>READING: <i>I Am Offering This Poem</i></p> <p>READING STRATEGY: Retell</p>
	<p>pages 342–345</p> <p>How do you feel?</p> <ul style="list-style-type: none"> name parts of the body talk about how you feel <p>LISTENING STRATEGY: Repeated listening</p> <p>READING: Are You Healthy?</p> <p>READING STRATEGY: Use support from your classmates or teacher</p>	<p>pages 346–349</p> <p>I had a little accident</p> <ul style="list-style-type: none"> discuss school emergencies identify weather emergencies <p>LISTENING STRATEGY: Listen for reasons</p> <p>READING: School Safety and Fire Drills</p> <p>READING STRATEGY: Use visuals to develop background knowledge</p>	<p>pages 350–351</p> <ul style="list-style-type: none"> vowel diphthongs 	<p>pages 352–355</p> <p>Play READING: <i>The Poster Contest</i></p> <p>READING STRATEGY: Fluency: Phrasing</p>	<p>pages 356–361</p> <ul style="list-style-type: none"> the simple past tense (regular verbs) the simple past tense (irregular verbs) the simple past tense (negative) the simple past tense (questions) <p>LISTENING STRATEGY: Listen for clues</p> <p>READING: First Aid</p> <p>READING STRATEGY: Take notes</p>
<p>UNIT 10 HEALTH AND SAFETY <i>page 341</i> </p>					

→ Science	→ Social Studies	→ Math	→ Electives	→ Writing	→ Project	→ Media
<p>pages 324–327</p> <p>Food webs</p> <ul style="list-style-type: none"> talk about how living things are connected <p>READING STRATEGY: Cause and effect</p> <p>Science skill: Create models</p>	<p>pages 328–331</p> <p>Economics</p> <ul style="list-style-type: none"> discuss economics and money <p>READING STRATEGY: Connect to real life</p> <p>Social studies skill: Financial literacy</p>	<p>pages 332–335</p> <p>Modeling</p> <ul style="list-style-type: none"> use ratios in everyday situations <p>READING STRATEGY: Represent the situation</p>	<p>pages 336–337</p> <p>Business</p> <ul style="list-style-type: none"> identify what you learn in business class 	<p>pages 338–339</p> <p>A description</p> <p>WRITING STRATEGY: Organize by paragraph</p>	<p>page 340</p> <p>A fashion show</p>	<p>page 340</p> <p>Amistad</p> <p>VIEWING STRATEGY: Listen for the gist</p>
<p>pages 362–365</p> <p>Body systems</p> <ul style="list-style-type: none"> talk about how body systems work together <p>READING STRATEGY: Say it aloud</p> <p>Science skill: Communicate</p>	<p>pages 366–369</p> <p>The United States federal government</p> <ul style="list-style-type: none"> describe the organization of the US government <p>READING STRATEGY: Monitor and clarify</p> <p>Social studies skill: Generalize</p>	<p>pages 370–373</p> <p>Statistics</p> <ul style="list-style-type: none"> use statistics to make an argument <p>READING STRATEGY: Analyze a person's reasoning</p>	<p>pages 374–375</p> <p>Drama</p> <ul style="list-style-type: none"> discuss drama at your school 	<p>pages 376–377</p> <p>Point of view</p> <p>WRITING STRATEGY: Give examples</p>	<p>page 378</p> <p>The pros and cons</p>	<p>page 378</p> <p>Right Footed</p> <p>VIEWING STRATEGY: Think critically</p>

GLOSSARY
page 379

CREDITS
page 388

INDEX
page 393