

Grades 9-12

# Get Ready!

LANGUAGE, LITERACY, CONTENT

## Scope and Sequence

**Dr. Jennifer L. Trujillo**

**Anita L. Raducanu**



Boston, Massachusetts

# CONTENTS



GET READY FOR ENGLISH!		1
	UNIT 1	INTRODUCTIONS 7
		Language & Literacy 8
		Content 26
		Put It All Together 40
	UNIT 2	AT SCHOOL 43
		Language & Literacy 44
		Content 62
		Put It All Together 76
	UNIT 3	IN THE CLASSROOM 79
		Language & Literacy 80
		Content 98
		Put It All Together 112
	UNIT 4	MY DAY 115
		Language & Literacy 116
		Content 134
		Put It All Together 148
	UNIT 5	MY CLASS SCHEDULE 151
		Language & Literacy 152
		Content 172
		Put It All Together 186
	UNIT 6	MY FAMILY 189
		Language & Literacy 190
		Content 210
		Put It All Together 224
	UNIT 7	WHERE YOU LIVE 227
		Language & Literacy 228
		Content 248
		Put It All Together 262
	UNIT 8	IN THE COMMUNITY 265
		Language & Literacy 266
		Content 286
		Put It All Together 300
	UNIT 9	EATING AND SHOPPING 303
		Language & Literacy 304
		Content 324
		Put It All Together 338
	UNIT 10	HEALTH AND SAFETY 341
		Language & Literacy 342
		Content 362
		Put It All Together 376
GLOSSARY		379
CREDITS		388
INDEX		393

# SCOPE AND SEQUENCE

GET READY FOR ENGLISH! page 1		page 2 In school	pages 3–4 The sounds of English	pages 5–6 The English alphabet	
CONNECT TO → Language		→ Language in Action	→ Phonics	→ Reading	→ Grammar
<b>UNIT 1</b> <b>INTRODUCTIONS</b> page 7 	pages 8–11 <b>Hello and good-bye!</b> <ul style="list-style-type: none"> <li>give your name</li> <li>say hello and good-bye</li> </ul> <b>LISTENING STRATEGY:</b> Listen for key words  <b>READING:</b> People at School  <b>READING STRATEGY:</b> Look at the pictures	pages 12–15 <b>What's your name?</b> <ul style="list-style-type: none"> <li>spell your first and last name</li> <li>say thank you</li> </ul> <b>LISTENING STRATEGY:</b> Preview the activity  <b>READING:</b> English Class List  <b>READING STRATEGY:</b> Predict	pages 16–17 <ul style="list-style-type: none"> <li>consonants: <b>m, s, t, f, d</b></li> <li>short vowels: <b>a, i</b></li> </ul>	pages 18–19 <b>Informational text</b> <b>READING:</b> Classroom Rules  <b>READING STRATEGY:</b> What do you know?	pages 20–25 <ul style="list-style-type: none"> <li>sentences and punctuation marks</li> <li>capitalization</li> <li>nouns</li> <li>the verb <b>be</b></li> <li>classroom commands</li> <li>say where you are from</li> </ul> <b>LISTENING STRATEGY:</b> Listen for intonation  <b>READING:</b> I'm...  <b>READING STRATEGY:</b> Visualize
	<b>UNIT 2</b> <b>AT SCHOOL</b> page 43 	pages 44–47 <b>Where is the principal?</b> <ul style="list-style-type: none"> <li>talk about places in a school</li> <li>identify school employees</li> </ul> <b>LISTENING STRATEGY:</b> Listen for key words  <b>READING:</b> Sofia Is Lost!  <b>READING STRATEGY:</b> Infer	pages 48–51 <b>Where is the science lab?</b> <ul style="list-style-type: none"> <li>ask where people and places are located</li> <li>say what I need in school and for class</li> </ul> <b>LISTENING STRATEGY:</b> Listen for locations  <b>READING:</b> Science Lab Safety Rules  <b>READING STRATEGY:</b> Use visual and contextual support	pages 52–53 <ul style="list-style-type: none"> <li>consonants: <b>r, g, l, h, c</b></li> <li>short vowels: <b>o, u</b></li> </ul>	pages 54–55 <b>Mystery</b> <b>READING:</b> The Missing Book  <b>READING STRATEGY:</b> Repeated reading for fluency

→ Science	→ Social Studies	→ Math	→ Electives	→ Writing	→ Project	→ Media
<p>pages 26–29</p> <p><b>Introduction to science</b></p> <ul style="list-style-type: none"> <li>talk about when I see and use science</li> </ul> <p><b>READING STRATEGY:</b> Look for important words</p> <p><b>Science skill:</b> Compare and contrast</p>	<p>pages 30–33</p> <p><b>Introduction to social studies</b></p> <ul style="list-style-type: none"> <li>identify the areas of social studies</li> </ul> <p><b>READING STRATEGY:</b> Activate prior knowledge</p> <p><b>Social studies skill:</b> Compare and contrast</p>	<p>pages 34–37</p> <p><b>Introduction to mathematics</b></p> <ul style="list-style-type: none"> <li>talk about when I see and use mathematics</li> </ul> <p><b>READING STRATEGY:</b> Use headings</p>	<p>pages 38–39</p> <p><b>Introduction to electives</b></p> <ul style="list-style-type: none"> <li>discuss elective classes</li> </ul>	<p>pages 40–41</p> <p><b>A story about school</b></p> <p><b>WRITING STRATEGY:</b> Think about what you know</p>	<p>page 42</p> <p><b>An online post</b></p>	<p>page 42</p> <p><b>Back to School Song</b></p> <p><b>VIEWING STRATEGY:</b> Visual thinking</p>
<p>pages 62–65</p> <p><b>Earth and the universe</b></p> <ul style="list-style-type: none"> <li>identify objects in the universe</li> </ul> <p><b>READING STRATEGY:</b> Use diagrams</p> <p><b>Science skill:</b> Gather data</p>	<p>pages 66–69</p> <p><b>Citizenship and civic ideals</b></p> <ul style="list-style-type: none"> <li>describe a good citizen</li> </ul> <p><b>READING STRATEGY:</b> Use prior knowledge</p> <p><b>Social studies skill:</b> Primary sources</p>	<p>pages 70–73</p> <p><b>Math operations</b></p> <ul style="list-style-type: none"> <li>make sense of mathematics</li> </ul> <p><b>READING STRATEGY:</b> Make sense of the problem</p>	<p>pages 74–75</p> <p><b>Music</b></p> <ul style="list-style-type: none"> <li>talk about music in your school</li> </ul>	<p>pages 76–77</p> <p><b>An informational text about your school</b></p> <p><b>WRITING STRATEGY:</b> Take notes</p>	<p>page 78</p> <p><b>An ad for your school</b></p>	<p>page 78</p> <p><b>Hubble: Galaxies Across Space and Time</b></p> <p><b>VIEWING STRATEGY:</b> Make a prediction</p>

# SCOPE AND SEQUENCE

CONNECT TO	→ Language	→ Language in Action	→ Phonics	→ Reading	→ Grammar
<b>UNIT 3</b> <b>IN THE CLASSROOM</b> page 79 	pages 80–83 <b>Do you have a piece of paper?</b> <ul style="list-style-type: none"> <li>identify classroom objects</li> <li>ask for help</li> </ul> <b>LISTENING STRATEGY:</b> Listen for specific information  <b>READING:</b> Marcos  <b>READING STRATEGY:</b> Visualize	pages 84–87 <b>Can you help me?</b> <ul style="list-style-type: none"> <li>say what I have</li> <li>say what I need</li> </ul> <b>LISTENING STRATEGY:</b> Listen for specific information  <b>READING:</b> An Ad for School Supplies  <b>READING STRATEGY:</b> Identify the main idea	pages 88–89 <ul style="list-style-type: none"> <li>consonants: <b>b, n, k, v, w, j</b></li> <li>short vowel: <b>e</b></li> </ul>	pages 90–91 <b>Poetry</b> <b>READING:</b> New Things  <b>READING STRATEGY:</b> Understand the author’s message	pages 92–97 <ul style="list-style-type: none"> <li>the verb <b>have</b></li> <li>questions and answers with <b>have</b></li> <li>plural nouns</li> <li>more plural nouns</li> </ul> <b>LISTENING STRATEGY:</b> Listen for noun forms  <b>READING:</b> Plants  <b>READING STRATEGY:</b> Retell
	<b>UNIT 4</b> <b>MY DAY</b> page 115 	pages 116–119 <b>How many are there?</b> <ul style="list-style-type: none"> <li>identify numbers to 100</li> </ul> <b>LISTENING STRATEGY:</b> Listen for specific information  <b>READING:</b> The Survey Says...  <b>READING STRATEGY:</b> Draw a conclusion	pages 120–123 <b>What time is it?</b> <ul style="list-style-type: none"> <li>ask for and give the time</li> <li>talk about activities</li> </ul> <b>LISTENING STRATEGY:</b> Listen for specific information  <b>READING:</b> A Meeting with Mr. Clark  <b>READING STRATEGY:</b> Summarize	pages 124–125 <ul style="list-style-type: none"> <li>consonants: <b>p, y, x, q, z</b></li> <li>review: short vowels: <b>a, e, i, o, u</b></li> </ul>	pages 126–127 <b>Science fiction</b> <b>READING:</b> The Space Librarian  <b>READING STRATEGY:</b> Identify sequence

→ Science	→ Social Studies	→ Math	→ Electives	→ Writing	→ Project	→ Media
<p>pages 98–101</p> <p><b>Engineering design</b></p> <ul style="list-style-type: none"> <li>discuss how objects are designed</li> </ul> <p><b>READING STRATEGY:</b> Think of examples</p> <p><b>Engineering skill:</b> Test designs</p>	<p>pages 102–105</p> <p><b>A community</b></p> <ul style="list-style-type: none"> <li>describe my community</li> </ul> <p><b>READING STRATEGY:</b> Use prior knowledge</p> <p><b>Social studies skill:</b> Read signs and symbols</p>	<p>pages 106–109</p> <p><b>Place value</b></p> <ul style="list-style-type: none"> <li>talk about the structure of math</li> </ul> <p><b>READING STRATEGY:</b> Look for structure</p>	<p>pages 110–111</p> <p><b>Art</b></p> <ul style="list-style-type: none"> <li>talk about and define art</li> </ul>	<p>pages 112–113</p> <p><b>A poem about your classroom</b></p> <p><b>WRITING STRATEGY:</b> Brainstorm</p>	<p>page 114</p> <p><b>A video about your backpack</b></p>	<p>page 114</p> <p><b>Underwater Dreams</b></p> <p><b>VIEWING STRATEGY:</b> Respond to media</p>
<p>pages 134–137</p> <p><b>Earth's history</b></p> <ul style="list-style-type: none"> <li>identify clues about Earth's history</li> </ul> <p><b>READING STRATEGY:</b> Read the captions</p> <p><b>Science skill:</b> Use evidence</p>	<p>pages 138–141</p> <p><b>World geography</b></p> <ul style="list-style-type: none"> <li>define geography</li> </ul> <p><b>READING STRATEGY:</b> Use visual and contextual support</p> <p><b>Social studies skill:</b> Five themes of geography</p>	<p>pages 142–145</p> <p><b>Measurement</b></p> <ul style="list-style-type: none"> <li>discuss measurement and precision</li> </ul> <p><b>READING STRATEGY:</b> Look for quantities</p>	<p>pages 146–147</p> <p><b>P.E.</b></p> <ul style="list-style-type: none"> <li>describe physical activities</li> </ul>	<p>pages 148–149</p> <p><b>A science fiction story</b></p> <p><b>WRITING STRATEGY:</b> Write details</p>	<p>page 150</p> <p><b>Present your school day</b></p>	<p>page 150</p> <p><b>What is "time"?</b></p> <p><b>VIEWING STRATEGY:</b> Use prior knowledge</p>

# SCOPE AND SEQUENCE

CONNECT TO	→ Language	→ Language in Action	→ Phonics	→ Reading	→ Grammar
<b>UNIT 5</b> <b>MY CLASS SCHEDULE</b> <i>page 151</i> 	<p>pages 152–155</p> <p><b>I have a busy schedule!</b></p> <ul style="list-style-type: none"> <li>talk about the school day</li> <li>identify the days of the week and the months of the year</li> </ul> <p><b>LISTENING STRATEGY:</b> Listen for what the speaker emphasizes</p> <p><b>READING:</b> School Attendance: A Step to Success</p> <p><b>READING STRATEGY:</b> Set a purpose for reading</p>	<p>pages 156–159</p> <p><b>Brrr... It's cold!</b></p> <ul style="list-style-type: none"> <li>describe the weather</li> </ul> <p><b>LISTENING STRATEGY:</b> Ask for clarification</p> <p><b>READING:</b> Weather Days</p> <p><b>READING STRATEGY:</b> Fluency</p>	<p>pages 160–161</p> <ul style="list-style-type: none"> <li>initial consonant blends</li> </ul>	<p>pages 162–165</p> <p><b>Expository text</b></p> <p><b>READING:</b> Warm US Cities See Snowy Weather</p> <p><b>READING STRATEGY:</b> Main idea and details</p>	<p>pages 166–171</p> <ul style="list-style-type: none"> <li>capitalization</li> <li>the verb <b>be</b>: the forms <b>is</b> and <b>was</b></li> <li>the preposition <b>on</b> + days and dates</li> <li>the preposition <b>in</b> + months and seasons</li> </ul> <p><b>LISTENING STRATEGY:</b> Listen for the verb form</p> <p><b>READING:</b> The 5-Day Weather Forecast for Boston, Massachusetts</p> <p><b>READING STRATEGY:</b> Read an infographic</p>
<b>UNIT 6</b> <b>MY FAMILY</b> <i>page 189</i> 	<p>pages 190–193</p> <p><b>All families are different</b></p> <ul style="list-style-type: none"> <li>talk about family</li> </ul> <p><b>LISTENING STRATEGY:</b> Set a purpose for listening</p> <p><b>READING:</b> FAST FACTS: Barack Hussein Obama II</p> <p><b>READING STRATEGY:</b> Reread to clarify</p>	<p>pages 194–197</p> <p><b>When is your birthday?</b></p> <ul style="list-style-type: none"> <li>talk about birthdays</li> <li>say your age</li> <li>describe people</li> </ul> <p><b>LISTENING STRATEGY:</b> Preview and listen for missing information</p> <p><b>READING:</b> Birthday Celebrations Around the World</p> <p><b>READING STRATEGY:</b> Use visual support</p>	<p>pages 198–199</p> <ul style="list-style-type: none"> <li>final consonant blends</li> <li>consonant clusters</li> </ul>	<p>pages 200–203</p> <p><b>Historical fiction</b></p> <p><b>READING:</b> from <i>The Kite Fighters</i></p> <p><b>READING STRATEGY:</b> Summarize</p>	<p>pages 204–209</p> <ul style="list-style-type: none"> <li>dates</li> <li>adjectives</li> <li>possessive adjectives</li> <li>possessive of nouns</li> </ul> <p><b>LISTENING STRATEGY:</b> Listen for specific details</p> <p><b>READING:</b> <i>Hairs</i></p> <p><b>READING STRATEGY:</b> Activate your senses</p>

→ Science	→ Social Studies	→ Math	→ Electives	→ Writing	→ Project	→ Media
<p>pages 172–175</p> <p><b>Weather</b></p> <ul style="list-style-type: none"> <li>• discuss weather and climate</li> </ul> <p><b>READING STRATEGY:</b> Restate it</p> <p><b>Science skill:</b> Predict</p>	<p>pages 176–179</p> <p><b>We come from all over the world</b></p> <ul style="list-style-type: none"> <li>• identify reasons people move from their country</li> </ul> <p><b>READING STRATEGY:</b> Activate prior knowledge</p> <p><b>Social studies skill:</b> Understand why</p>	<p>pages 180–183</p> <p><b>Data and graphs</b></p> <ul style="list-style-type: none"> <li>• use math tools</li> </ul> <p><b>READING STRATEGY:</b> Reading a graph</p>	<p>pages 184–185</p> <p><b>Journalism</b></p> <ul style="list-style-type: none"> <li>• define journalism</li> </ul>	<p>pages 186–187</p> <p><b>An email</b></p> <p><b>WRITING STRATEGY:</b> Know your audience</p>	<p>page 188</p> <p><b>Report the news</b></p>	<p>page 188</p> <p><b>Idiot with a Tripod</b></p> <p><b>VIEWING STRATEGY:</b> Infer meaning</p>
<p>pages 210–213</p> <p><b>Inheritance</b></p> <ul style="list-style-type: none"> <li>• explain why family members look alike</li> </ul> <p><b>READING STRATEGY:</b> Annotate</p> <p><b>Science skill:</b> Explain</p>	<p>pages 214–217</p> <p><b>Ancient history</b></p> <ul style="list-style-type: none"> <li>• describe how the past influences today</li> </ul> <p><b>READING STRATEGY:</b> Monitor comprehension</p> <p><b>Social studies skill:</b> The past influences the present</p>	<p>pages 218–221</p> <p><b>Fractions</b></p> <ul style="list-style-type: none"> <li>• talk about fractions</li> </ul> <p><b>READING STRATEGY:</b> Reading fractions</p>	<p>pages 222–223</p> <p><b>World languages</b></p> <ul style="list-style-type: none"> <li>• talk about the importance of world languages</li> </ul>	<p>pages 224–225</p> <p><b>A description</b></p> <p><b>WRITING STRATEGY:</b> Give details</p>	<p>page 226</p> <p><b>Interview</b></p>	<p>page 226</p> <p><b>One Small Step</b></p> <p><b>VIEWING STRATEGY:</b> Watch for feeling</p>




# SCOPE AND SEQUENCE

CONNECT TO	→ Language	→ Language in Action	→ Phonics	→ Reading	→ Grammar
<b>UNIT 7</b> <b>WHERE YOU LIVE</b> <i>page 227</i> 	<p>pages 228–231</p> <p><b>What's your address?</b></p> <ul style="list-style-type: none"> <li>• give your address</li> <li>• talk about activities you do</li> </ul> <p><b>LISTENING STRATEGY:</b> Listen for specific information</p> <p><b>READING:</b> Address please...</p> <p><b>READING STRATEGY:</b> Use context to learn new vocabulary</p>	<p>pages 232–235</p> <p><b>What do you like to do?</b></p> <ul style="list-style-type: none"> <li>• talk about activities you like and don't like</li> <li>• ask for information</li> </ul> <p><b>LISTENING STRATEGY:</b> Listen for verb forms</p> <p><b>READING:</b> Traditional Musical Instruments and Dances</p> <p><b>READING STRATEGY:</b> Use text features</p>	<p>pages 236–237</p> <ul style="list-style-type: none"> <li>• consonant digraphs</li> <li>• complex blends and trigraphs</li> </ul>	<p>pages 238–241</p> <p><b>Biography READING:</b> from <i>Jim Thorpe's Bright Path</i></p> <p><b>READING STRATEGY:</b> Monitor comprehension</p>	<p>pages 242–247</p> <ul style="list-style-type: none"> <li>• information questions with <b>be</b></li> <li>• information questions with <b>do</b> and <b>does</b></li> <li>• the simple present tense</li> <li>• the words <b>to</b>, <b>too</b>, and <b>two</b></li> </ul> <p><b>LISTENING STRATEGY:</b> Listen for question words</p> <p><b>READING:</b> Survey of 100 Students in Morristown</p> <p><b>READING STRATEGY:</b> Read a graph</p>
<b>UNIT 8</b> <b>IN THE COMMUNITY</b> <i>page 265</i> 	<p>pages 266–269</p> <p><b>Who are the people in your community?</b></p> <ul style="list-style-type: none"> <li>• identify places in the community</li> <li>• name people in the community</li> </ul> <p><b>LISTENING STRATEGY:</b> Listen for sequence words</p> <p><b>READING:</b> Whose Job Is It?</p> <p><b>READING STRATEGY:</b> Summarize</p>	<p>pages 270–273</p> <p><b>How do you get to school?</b></p> <ul style="list-style-type: none"> <li>• talk about transportation</li> </ul> <p><b>LISTENING STRATEGY:</b> Use what you know</p> <p><b>READING:</b> An Ancient City</p> <p><b>READING STRATEGY:</b> Predict</p>	<p>pages 274–275</p> <ul style="list-style-type: none"> <li>• long vowels</li> </ul>	<p>pages 276–279</p> <p><b>Career interest test</b></p> <p><b>READING:</b> What Career Is Right for You?</p> <p><b>READING STRATEGY:</b> Make an inference</p>	<p>pages 280–285</p> <ul style="list-style-type: none"> <li>• connecting words</li> <li>• <b>can</b> and <b>can't</b></li> <li>• prepositions of location</li> <li>• commands to give directions</li> </ul> <p><b>LISTENING STRATEGY:</b> Preview the activity</p> <p><b>READING:</b> from <i>The Sign Painter</i></p> <p><b>READING STRATEGY:</b> Understand dialogue</p>

→ Science	→ Social Studies	→ Math	→ Electives	→ Writing	→ Project	→ Media
<p>pages 248–251</p> <p><b>Forces and motion</b></p> <ul style="list-style-type: none"> <li>explain forces and motion</li> </ul> <p><b>READING STRATEGY:</b> Read again</p> <p><b>Science skill:</b> Investigate</p>	<p>pages 252–255</p> <p><b>Symbols of the United States</b></p> <ul style="list-style-type: none"> <li>describe symbols</li> </ul> <p><b>READING STRATEGY:</b> Summarize</p> <p><b>Social studies skill:</b> Apply</p>	<p>pages 256–259</p> <p><b>Geometry</b></p> <ul style="list-style-type: none"> <li>talk about geometry</li> </ul> <p><b>READING STRATEGY:</b> Draw a picture</p>	<p>pages 260–261</p> <p><b>Computer science</b></p> <ul style="list-style-type: none"> <li>talk about the importance of technology</li> </ul>	<p>pages 262–263</p> <p><b>A biography</b></p> <p><b>WRITING STRATEGY:</b> Retell</p>	<p>page 264</p> <p><b>Present a how-to poster</b></p>	<p>page 264</p> <p><b>The Dogist</b></p> <p><b>VIEWING STRATEGY:</b> Listen for key words</p>
<p>pages 286–289</p> <p><b>Energy</b></p> <ul style="list-style-type: none"> <li>discuss forms of energy</li> </ul> <p><b>READING STRATEGY:</b> Preview</p> <p><b>Science skill:</b> Classify</p>	<p>pages 290–293</p> <p><b>Types of governments</b></p> <ul style="list-style-type: none"> <li>identify and describe types of governments</li> </ul> <p><b>READING STRATEGY:</b> Monitor and clarify</p> <p><b>Social studies skill:</b> Compare and contrast</p>	<p>pages 294–297</p> <p><b>Algebra</b></p> <ul style="list-style-type: none"> <li>talk about algebra</li> </ul> <p><b>READING STRATEGY:</b> Ask questions</p>	<p>pages 298–299</p> <p><b>Career and technical education</b></p> <ul style="list-style-type: none"> <li>talk about the importance of technology</li> </ul>	<p>pages 300–301</p> <p><b>A summary of an experience</b></p> <p><b>WRITING STRATEGY:</b> Vary your sentences</p>	<p>page 302</p> <p><b>A tour of your community</b></p>	<p>page 302</p> <p><b>Soar</b></p> <p><b>VIEWING STRATEGY:</b> Watch for a message</p>

# SCOPE AND SEQUENCE

CONNECT TO	→ Language	→ Language in Action	→ Phonics	→ Reading	→ Grammar
<b>UNIT 9</b> <b>EATING AND SHOPPING</b> page 303 	pages 304–307 <b>What do you want to eat?</b> <ul style="list-style-type: none"> <li>talk about food and meals</li> <li>say what you want to eat</li> <li>discuss money and prices</li> </ul> <b>LISTENING STRATEGY:</b> Listen for specific information  <b>READING:</b> Rosalie's Café  <b>READING STRATEGY:</b> Use visual and contextual support to develop vocabulary	pages 308–311 <b>What do you want to buy?</b> <ul style="list-style-type: none"> <li>say what you want to buy</li> <li>describe clothes and colors</li> </ul> <b>LISTENING STRATEGY:</b> Listen for key words  <b>READING:</b> Cool Clothes  <b>READING STRATEGY:</b> Use headings	pages 312–313 <ul style="list-style-type: none"> <li>r-controlled vowels</li> </ul>	pages 314–317 <b>Folktale</b> <b>READING:</b> The Paper Crane  <b>READING STRATEGY:</b> Understand text structure	pages 318–323 <ul style="list-style-type: none"> <li>the words <b>some</b> and <b>any</b></li> <li>present continuous tense (affirmative)</li> <li>present continuous tense (negative)</li> <li>present continuous tense (questions)</li> </ul> <b>LISTENING STRATEGY:</b> Listen for the type of question  <b>READING:</b> I Am Offering This Poem  <b>READING STRATEGY:</b> Retell
	pages 342–345 <b>How do you feel?</b> <ul style="list-style-type: none"> <li>name parts of the body</li> <li>talk about how you feel</li> </ul> <b>LISTENING STRATEGY:</b> Repeated listening  <b>READING:</b> Are You Healthy?  <b>READING STRATEGY:</b> Use support from your classmates or teacher	pages 346–349 <b>I had a little accident</b> <ul style="list-style-type: none"> <li>discuss school emergencies</li> <li>identify weather emergencies</li> </ul> <b>LISTENING STRATEGY:</b> Listen for reasons  <b>READING:</b> School Safety and Fire Drills  <b>READING STRATEGY:</b> Use visuals to develop background knowledge	pages 350–351 <ul style="list-style-type: none"> <li>vowel diphthongs</li> </ul>	pages 352–355 <b>Play</b> <b>READING:</b> The Poster Contest  <b>READING STRATEGY:</b> Fluency: Phrasing	pages 356–361 <ul style="list-style-type: none"> <li>the simple past tense (regular verbs)</li> <li>the simple past tense (irregular verbs)</li> <li>the simple past tense (negative)</li> <li>the simple past tense (questions)</li> </ul> <b>LISTENING STRATEGY:</b> Listen for clues  <b>READING:</b> First Aid  <b>READING STRATEGY:</b> Take notes

→ Science	→ Social Studies	→ Math	→ Electives	→ Writing	→ Project	→ Media
<p>pages 324–327</p> <p><b>Food webs</b></p> <ul style="list-style-type: none"> <li>talk about how living things are connected</li> </ul> <p><b>READING STRATEGY:</b> Cause and effect</p> <p><b>Science skill:</b> Create models</p>	<p>pages 328–331</p> <p><b>Economics</b></p> <ul style="list-style-type: none"> <li>discuss economics and money</li> </ul> <p><b>READING STRATEGY:</b> Connect to real life</p> <p><b>Social studies skill:</b> Financial literacy</p>	<p>pages 332–335</p> <p><b>Modeling</b></p> <ul style="list-style-type: none"> <li>use algebra in everyday situations</li> </ul> <p><b>READING STRATEGY:</b> Represent the situation</p>	<p>pages 336–337</p> <p><b>Business</b></p> <ul style="list-style-type: none"> <li>identify what you learn in business class</li> </ul>	<p>pages 338–339</p> <p><b>A description</b></p> <p><b>WRITING STRATEGY:</b> Organize by paragraph</p>	<p>page 340</p> <p><b>A fashion show</b></p>	<p>page 340</p> <p><b>Amistad</b></p> <p><b>VIEWING STRATEGY:</b> Listen for the gist</p>
<p>pages 362–365</p> <p><b>Body systems</b></p> <ul style="list-style-type: none"> <li>talk about how body systems work together</li> </ul> <p><b>READING STRATEGY:</b> Say it aloud</p> <p><b>Science skill:</b> Communicate</p>	<p>pages 366–369</p> <p><b>The United States federal government</b></p> <ul style="list-style-type: none"> <li>describe the organization of the US government</li> </ul> <p><b>READING STRATEGY:</b> Monitor and clarify</p> <p><b>Social studies skill:</b> Generalize</p>	<p>pages 370–373</p> <p><b>Statistics</b></p> <ul style="list-style-type: none"> <li>use statistics to make an argument</li> </ul> <p><b>READING STRATEGY:</b> Analyze a person's reasoning</p>	<p>pages 374–375</p> <p><b>Drama</b></p> <ul style="list-style-type: none"> <li>discuss drama at your school</li> </ul>	<p>pages 376–377</p> <p><b>Point of view</b></p> <p><b>WRITING STRATEGY:</b> Give examples</p>	<p>page 378</p> <p><b>The pros and cons</b></p>	<p>page 378</p> <p><b>Right Footed</b></p> <p><b>VIEWING STRATEGY:</b> Think critically</p>

**GLOSSARY**  
page 379

**CREDITS**  
page 388

**INDEX**  
page 393

